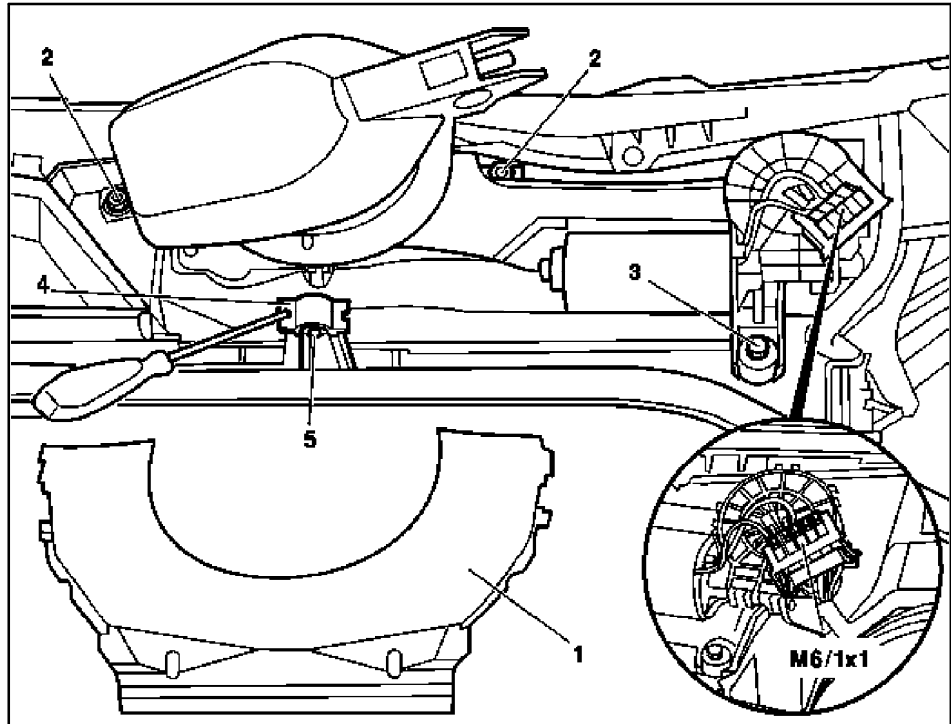


## MODEL 210

- 1 Cover for wiper gear head
- 2 Wiper system mounting nuts
- 3 Wiper system mounting screw
- 4 Rubber mount retaining clip
- 5 Rubber mount



P82.30-0214-06


## Modification notes

28.2.97	Table of test and adjustment data for windshield wipers added	AR82.30-P-6400-01E
---------	---	--------------------

## Operation no. of operation texts or standard texts and flat rates

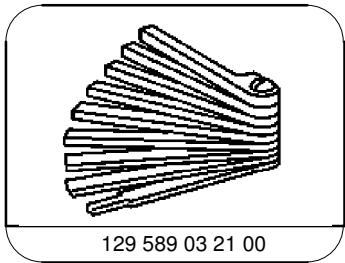
Division	Op. no.	Operation text
P	826300	REMOVING AND INSTALLING WIPER SYSTEM

Icon	Removing		
	<b>Danger!</b>	<b>Injury hazard</b> Windshield wiper mechanism can pinch, crush or, in extreme cases, even sever extremities	Always remove ignition key when working on windshield wiper mechanism.
AS82.30-Z-0001-01A			
1	Withdraw ignition key		
2	Remove wiper arm		AR82.30-P-6100E
3	Open engine hood, raise to vertical position		AR88.40-P-1000F
4	Remove left air inlet		AR83.25-P-1403F
5	Remove right air inlet		AR83.25-P-1404F
6	Remove cover on wiper gear head (1)		
N	Unscrew retaining nuts for wiper system (2)		
8	Unscrew retaining screw for wiper system (3)		
9	Open retaining clip (4) for rubber mount (5)		
10	Disconnect wiper motor connector		
11	Remove wiper system		Limited space, do not damage windshield
	<b>Installing</b>		
12	Position wiper system		
13	Connect wiper motor connector		
14	Close retaining clip (4) for rubber mount (5)		

15	Screw in retaining nuts for wiper system (2)		
16	Screw in retaining screw for wiper system (3)		
17	Install wiper arm		AR82.30-P-6100E
18	Adjust wiper system	Distance between wiper gear head and windshield Distance between wiper arm and wiper blade 	AR82.30-P-6400-01E *BE82.30-P-1001-01A *BE82.30-P-1002-01A *129589032100
19	Press cover onto wiper gear head (1)		
20	Install left air inlet		AR83.25-P-1403F
21	Install right air inlet		AR83.25-P-1404F
22	Close engine hood		AR88.40-P-1000F

**Test and adjustment values, windshield wiper**

Number	Designation	Model 210
BE82.30-P-1001-01A	Dimension Distance "A" between wiper gear head and windshield See figure	mm 8-12 AR82.30-P-6400-01E
BE82.30-P-1002-01A	Dimension Distance "B" between wiper arm and wiper blade See figure	mm 5 AR82.30-P-6400-01E



129 589 03 21 00  
Feeler gauge