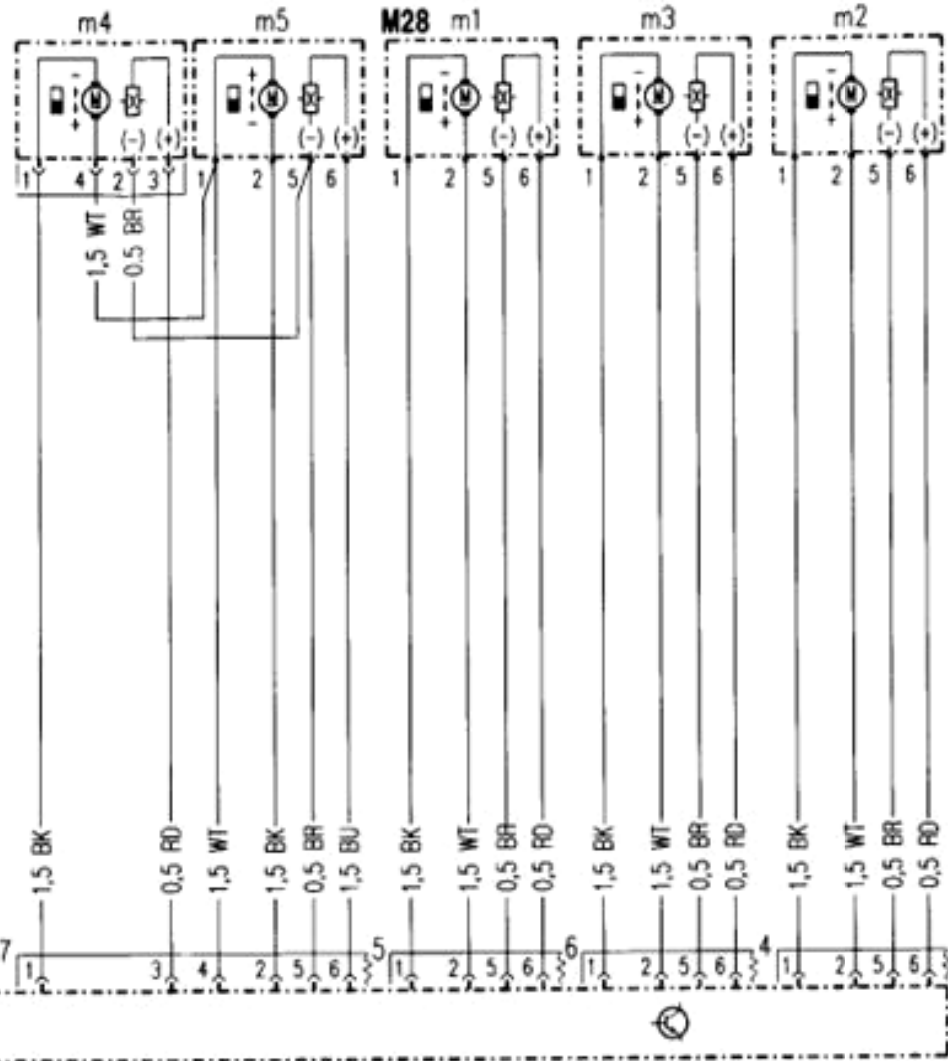
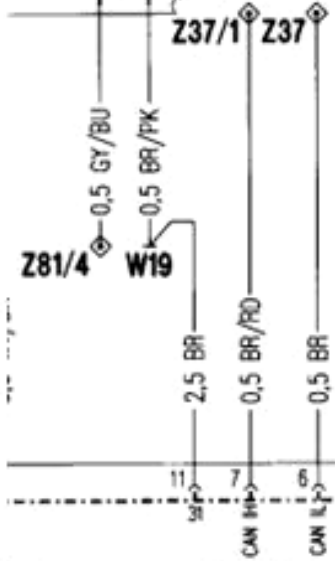
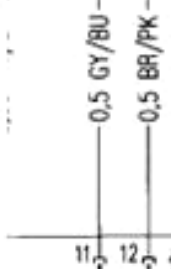
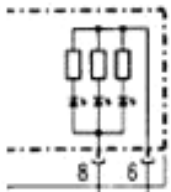


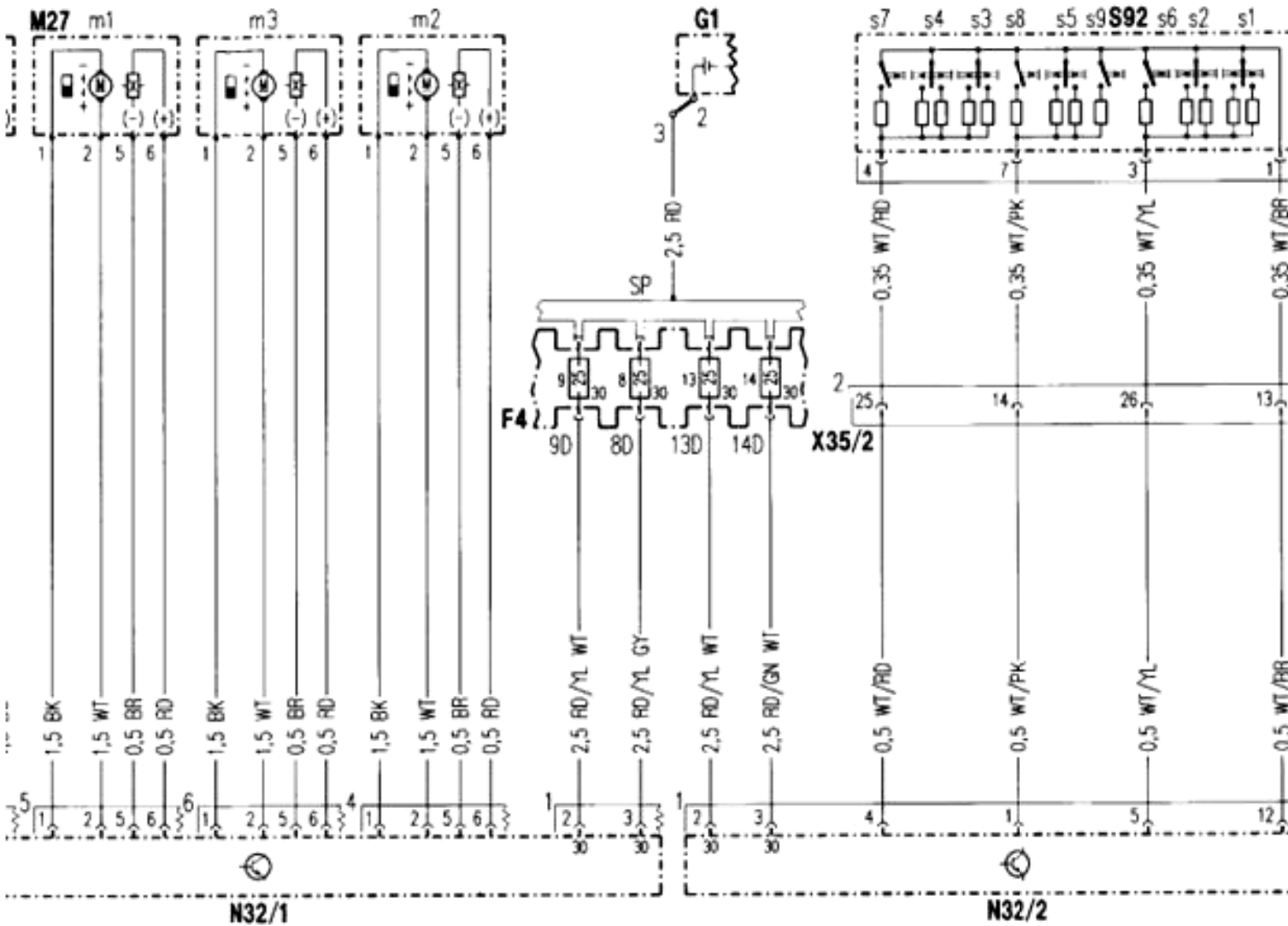
COMPONENT * DESIGNATION	COMPONENT NAME	LOCATION **
F4	Rear fuse box	20F
F4-8	Fuse 8, circuit 30	21E
F4-9	Fuse 9, circuit 30	20E
F4-13	Fuse 13, circuit 30	21E
F4-14	Fuse 14, circuit 30	22E
G1	Battery	22A
M27	Left front ESA motor group (with memory)	14A
M27m1	Fore/aft motor	15A
M27m2	Rear raise/lower motor	18A
M27m3	Front raise/lower motor	17A
M27m4	Head restraint raise/lower motor	11A
M27m5	Backrest fore/aft motor	13A
M28	Right front ESA motor group (with memory)	35A
M28m1	Fore/aft motor	36A
M28m2	Rear raise/lower motor	40A
M28m3	Front raise/lower motor	38A
M28m4	Head restraint raise/lower motor	32A
M28m5	Backrest fore/aft motor	34A
N10-1	Combination control module (CF, windshield wiper, rear window defroster)	10A

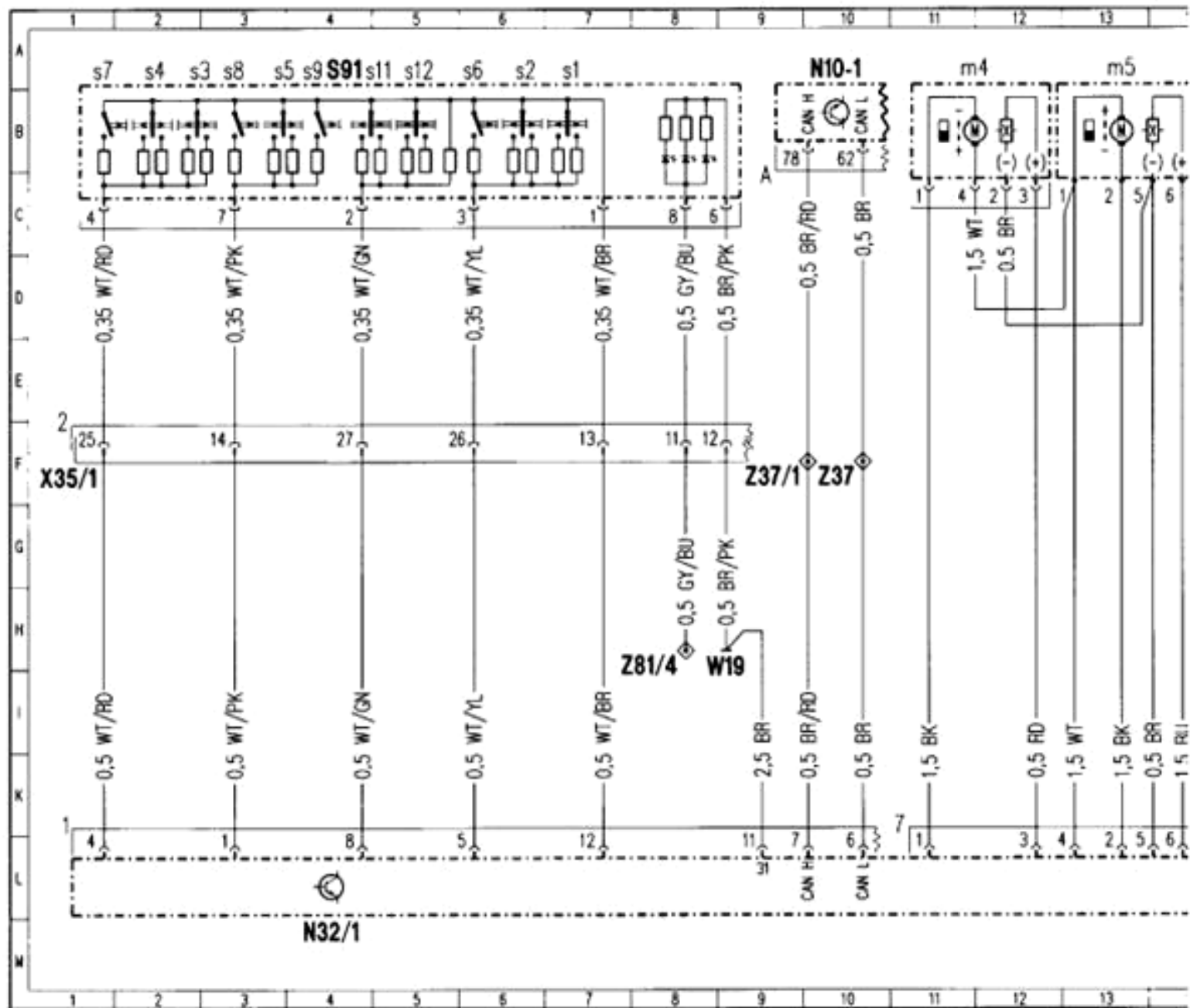
* = MERCEDES BENZ COMPONENT DESIGNATION NUMBER

** = LOCATION CO-ORDINATES (CAN BE FOUND IN THE WIRING DIAGRAM)



N32/2





F1	Fuse and relay box	5L
F1f12	Fuse 12	4K
F4	Rear fuse box	6L 16L
F4f3	Fuse 3	16K
F4f18	Fuse 18	6K
M18/9	Left front seat cushion ventilation motor group	12L
M18/10	Left front seatback ventilation motor group	10L
M18/11	Right front seat cushion ventilation motor group	21L
M18/12	Right front seatback ventilation motor group	23L
N25/7	Front HS and seat ventilation control module	4A 12A
N25/7s1	Front left HS and seat ventilation control module	2A
N25/7s2	Front right HS and seat ventilation control module	17A
N29/5	Left front seat ventilation blower regulator	14L
N29/6	Right front seat ventilation blower regulator	19L
R13/1	LF seat cushion heater element	3L
R13/2	LF backrest heater element	2L
R13/3	RF seat cushion heater element	7L
R13/4	RF backrest heater element	8L

W18	Ground (left front seat crossmember)	3E 7E 15E 18E
X55/3	Left front seat connector block	1H 14H
X55/4	Right front seat connector block	7H 17H
X55/9	Left seat ventilation motor/blower regulator connector	10H 11H
X55/10	Right seat ventilation motor/blower regulator connector	21H 22H

COMPONENT * DESIGNATION	COMPONENT NAME	LOCATION **
N32/1	Left front ESA control module (with memory)	4M 17M
N32/2	Right front ESA control module (with memory)	25M 38M
S91	Left front ESA switch group (with memory)	4A
S91s1	Fore/aft switch	7A
S91s2	Rear raise/lower switch	6A
S91s3	Front raise/lower switch	2A
S91s4	Head restraint raise/lower switch	2A
S91s5	Backrest fore/aft switch	3A
S91s6	Memory button 1 switch	5A
S91s7	Memory button 2 switch	1A
S91s8	Memory button 3 switch	3A
S91s9	Memory store button switch	4A
S91s11	Steering column up/down switch	4A
S91s12	Steering column in/out switch	5A
S92	Right front ESA switch group (with memory)	26A
S92s1	Fore/aft switch	28A
S92s2	Rear raise/lower switch	27A
S92s3	Front raise/lower switch	25A

* = MERCEDES BENZ COMPONENT DESIGNATION NUMBER

** = LOCATION CO-ORDINATES (CAN BE FOUND IN THE WIRING DIAGRAM)