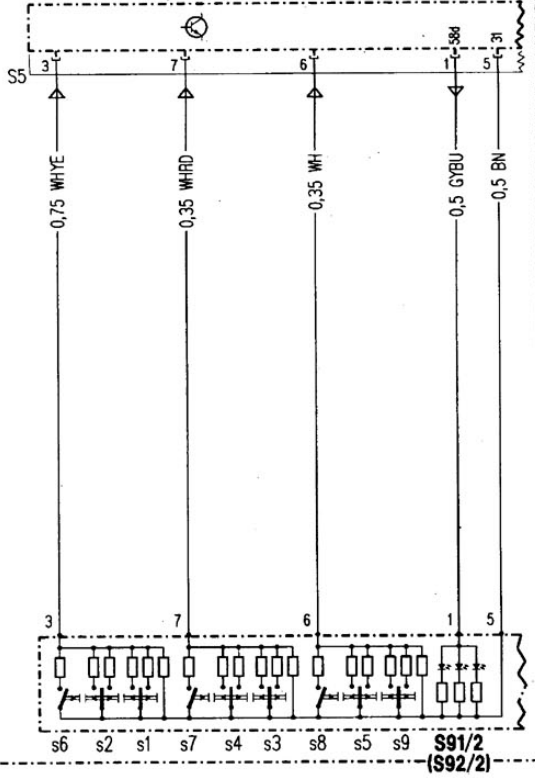


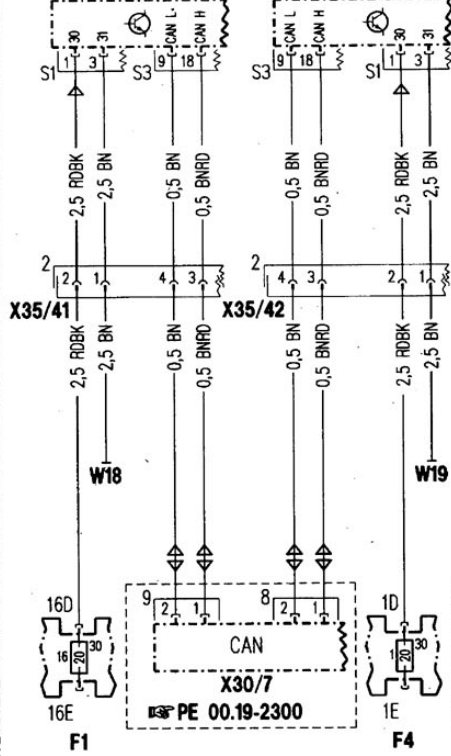
U531
(U532)

N69/1
(N69/2)

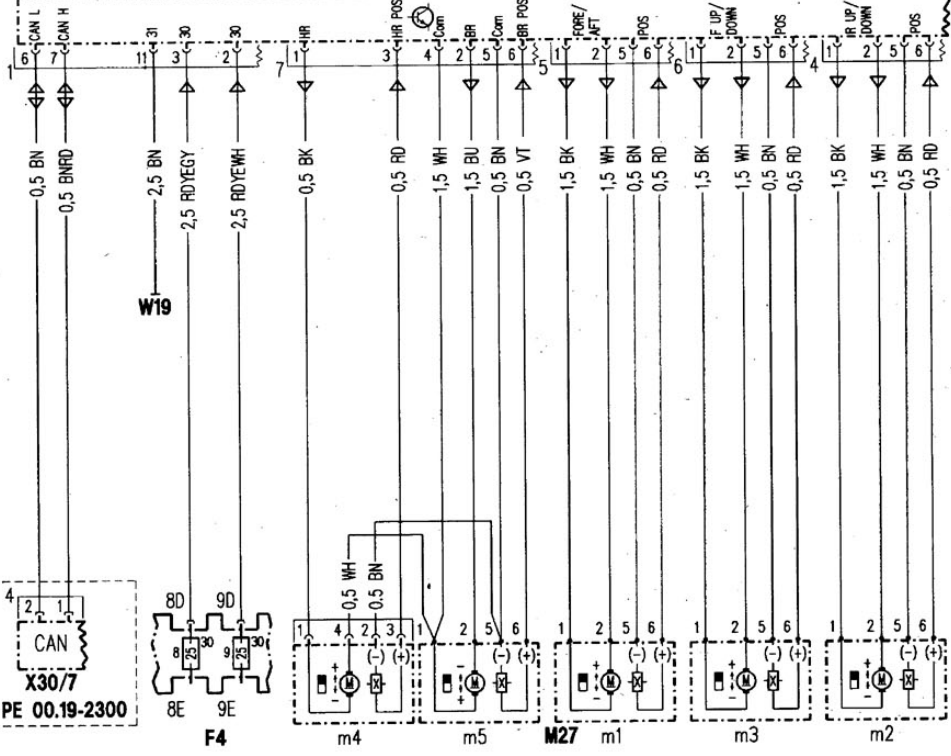


N69/1

N69/2

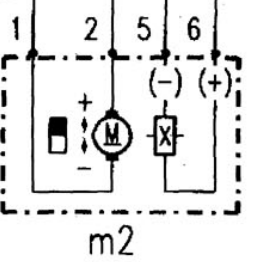
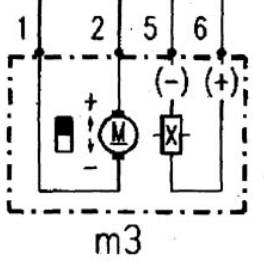
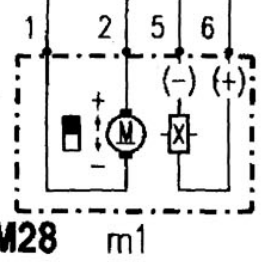
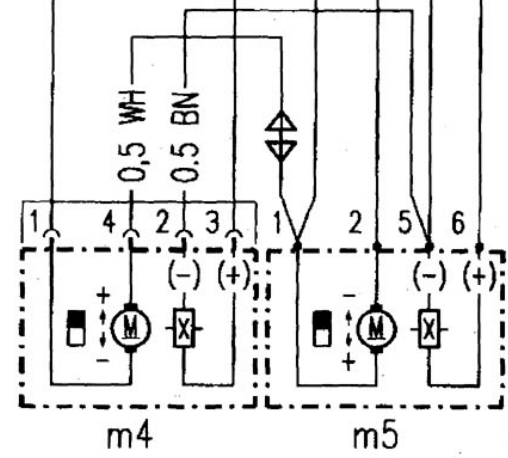
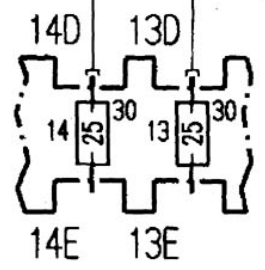
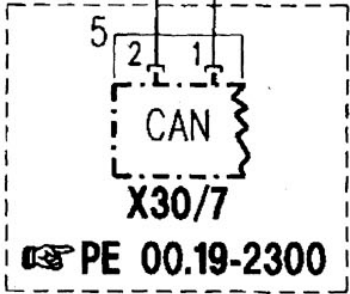
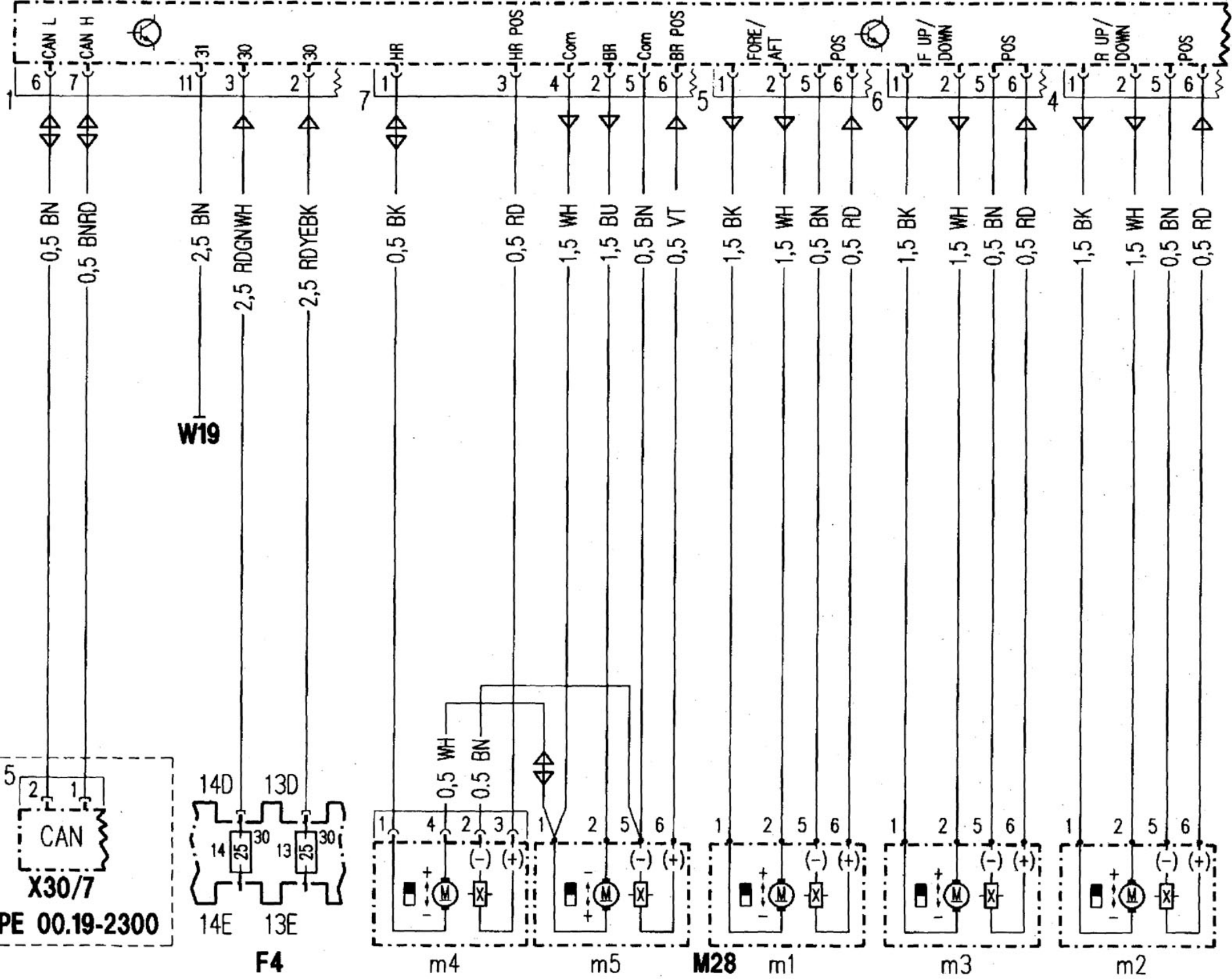


N32/1




N32/2

N32/2



F1	Fuse and relay box
F1f16	Fuse 16
F4	Rear fuse box
F4f1	Fuse 1
F4f8	Fuse 8
F4f9	Fuse 9
F4f13	Fuse 13
F4f14	Fuse 14
M27	Left front ESA motor group (with memory)
M27m1	Fore/aft motor
M27m2	Rear raise/lower motor
M27m3	Front raise/lower motor
M27m4	Head restraint raise/lower motor
M27m5	Backrest fore/aft motor
M28	Right front ESA motor group (with memory)
M28m1	Fore/aft motor
M28m2	Rear raise/lower motor
M28m3	Front raise/lower motor

M28m4	Head restraint raise/lower motor
M28m5	Backrest fore/aft motor
N32/1	Left front ESA control module (with memory)
N32/2	Right front ESA control module (with memory)
N69/1	Front driver-side door control module
N69/2	Front passenger-side door control module
S91/2	Left front door ESA switch group (with memory)
S91/2s1	Fore/aft switch
S91/2s2	Rear raise/lower switch
S91/2s3	Front raise/lower switch
S91/2s4	Head restraint raise/lower switch
S91/2s5	Backrest fore/aft switch
S91/2s6	Memory button 1 switch
S91/2s7	Memory button 2 switch
S91/2s8	Memory button 3 switch
S91/2s9	Memory store button switch
S92/2	Right front door ESA switch group (with memory)

U531	Valid for driver ESA with memory
U532	Valid for front passenger ESA with memory
W18	Ground (left front seat crossmember)
W19	Ground (right front seat crossmember)
X30/7	Star-point coupler databus (CAN) tie-in connector
X35/41	Left front door separation point
X35/42	Right front door separation point
 PE 00.19-2300 CAN-Bus interior	