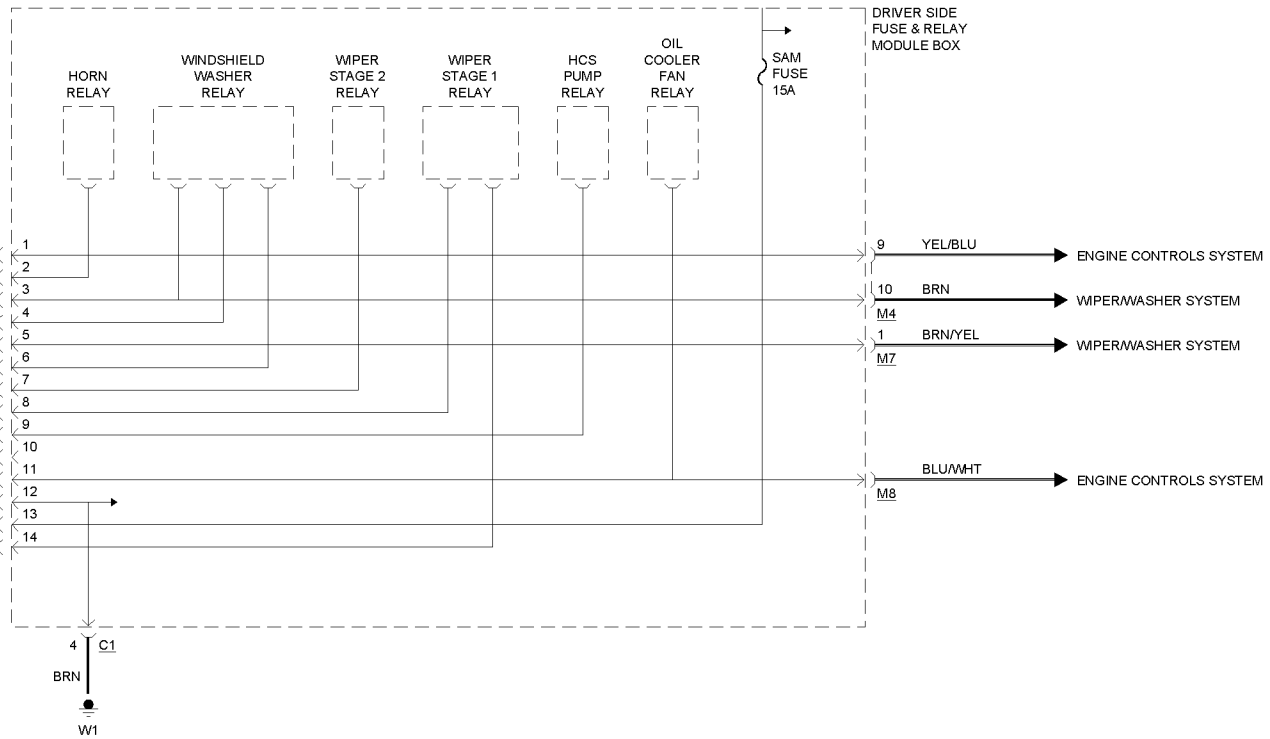


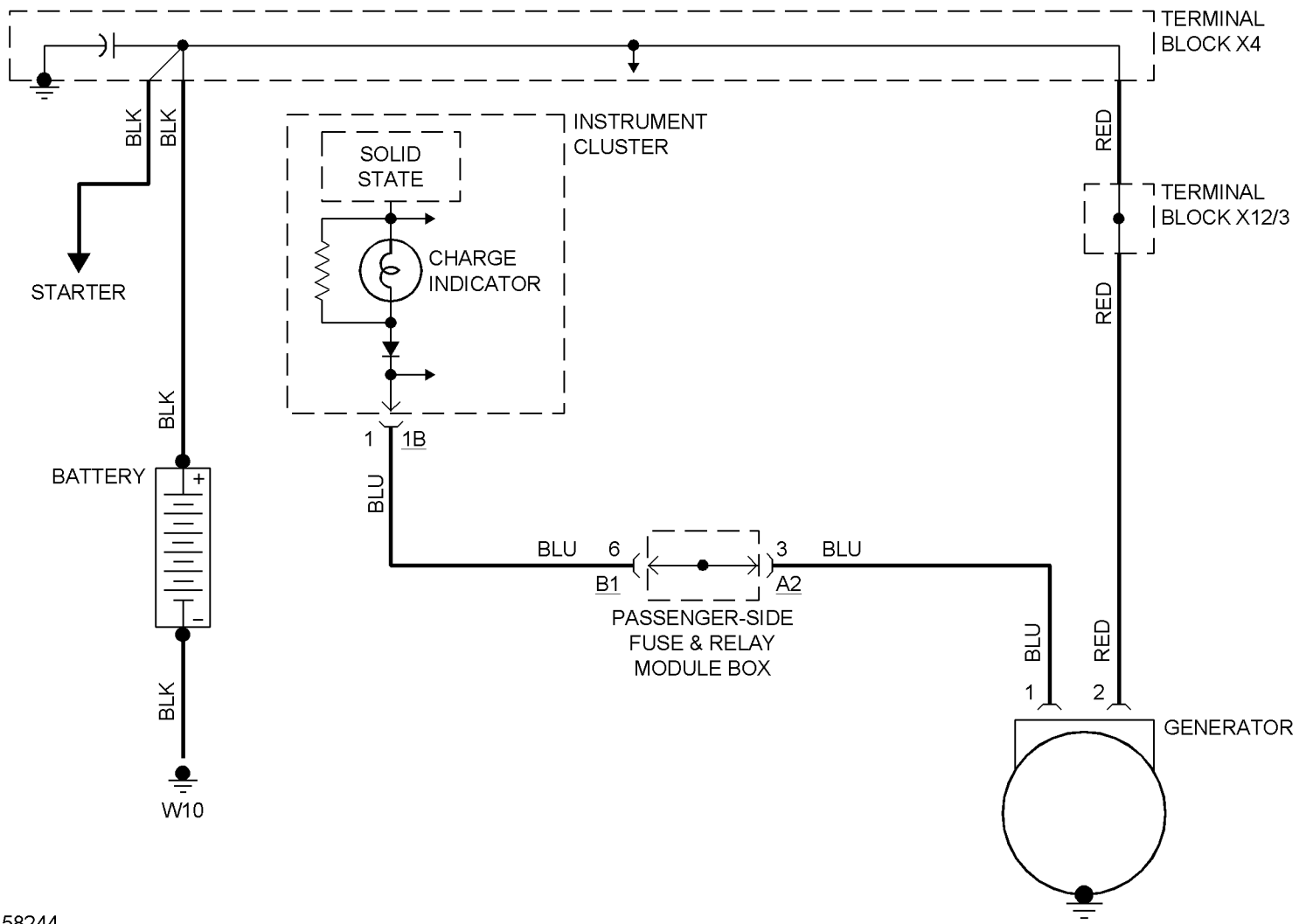
158217

HOT AT ALL TIMES



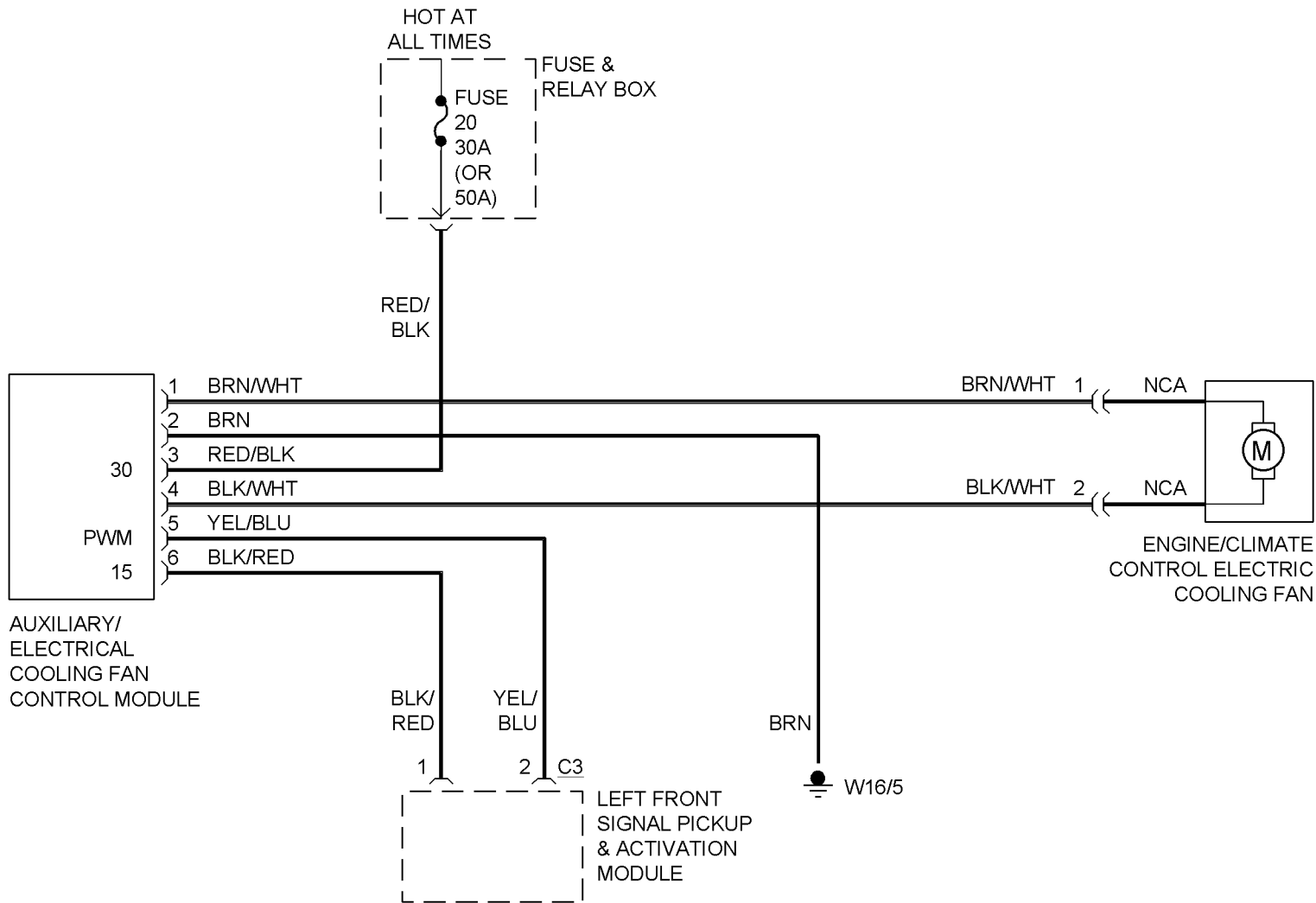
- 1
- 2
- 3 YEL → WIPERWASHER SYSTEM
- 4 BRN/YEL → WIPERWASHER SYSTEM
- 5 BLK/WHT/BLU → EXTERIOR LIGHTS SYSTEM
- 6 WHT/GRN → DOOR LOCKS SYSTEM
- 7 BRN/BLU → WIPERWASHER SYSTEM
- 8 BLK/YEL/WHT → EXTERIOR LIGHTS SYSTEM
- 1
- 1 GRN/BLU → DEFOGGER SYSTEM
- 2 GRN/BLK → DEFOGGER SYSTEM
- 3
- 4 BLK/WHT → EXTERIOR LIGHTS SYSTEM
- 5 BLK/GRN → EXTERIOR LIGHTS SYSTEM
- 6 BRN/RED → COMPUTER DATA LINES SYSTEM
- 7 BRN → COMPUTER DATA LINES SYSTEM
- 8 BRN/WHT → AIR CONDITIONING SYSTEM
- 2
- 1 BLK/RED → AIR CONDITIONING SYSTEM
- 2 YEL/BLU → AIR CONDITIONING SYSTEM
- 3
- 1 BRN → COMPUTER DATA LINES SYSTEM
- 2 BRN/BLK → COMPUTER DATA LINES SYSTEM
- 3
- 4
- 5
- 6
- 7 BLK/WHT → EXTERIOR LIGHTS SYSTEM
- 8 BLK/GRN → EXTERIOR LIGHTS SYSTEM
- 4
- 1 BLK/GRN → EXTERIOR LIGHTS SYSTEM
- 2 BLK/GRN → EXTERIOR LIGHTS SYSTEM
- 3 BLK/WHT → EXTERIOR LIGHTS SYSTEM
- 4 BLK/WHT → EXTERIOR LIGHTS SYSTEM
- 5

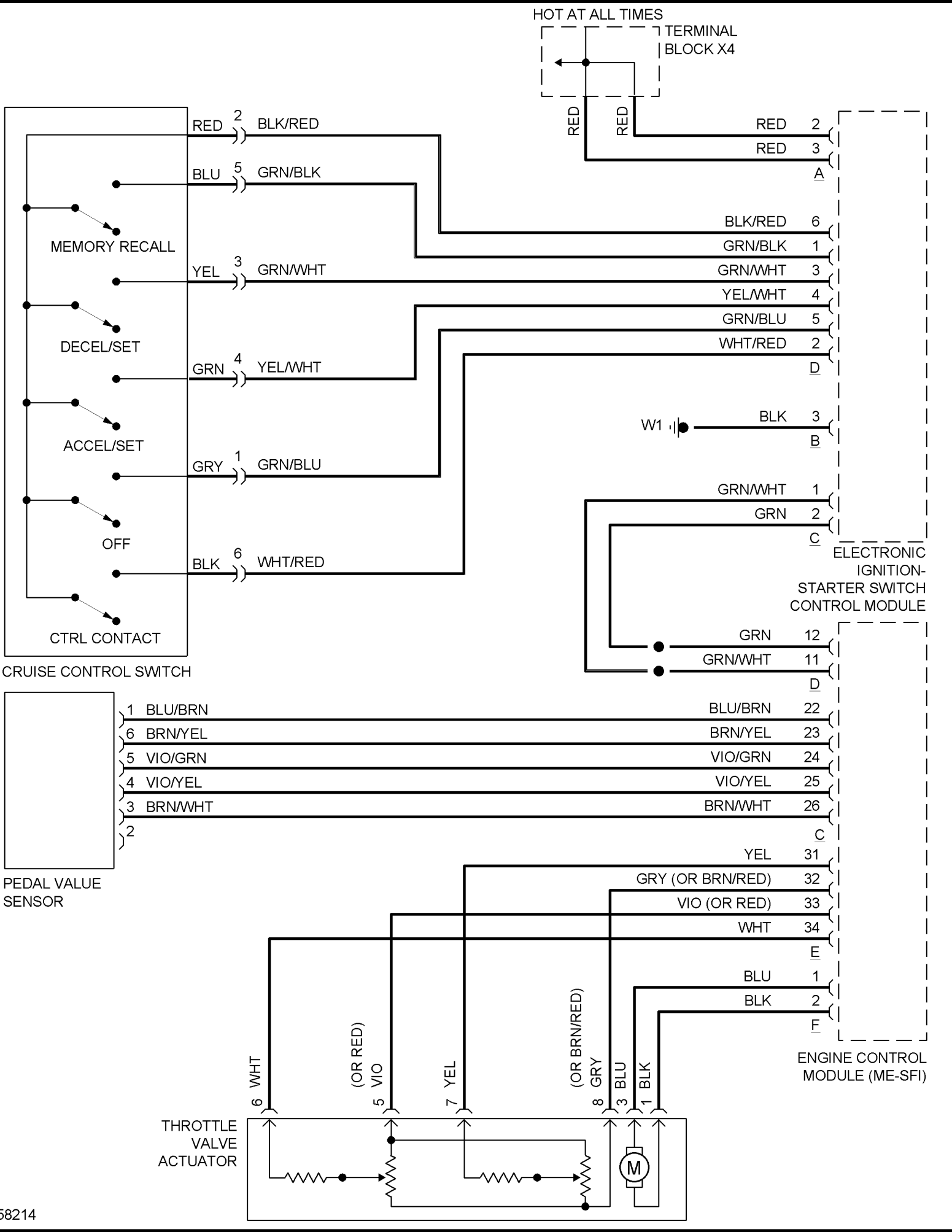
SIGNAL PICK-UP & ACTIVATION MODULE (SAM) (LEFT FRONT)



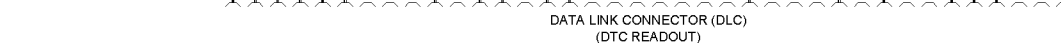
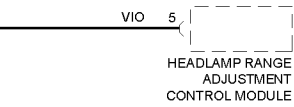
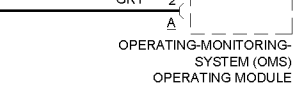
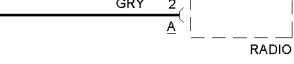
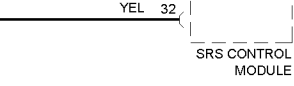
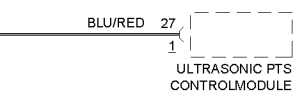
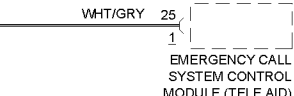
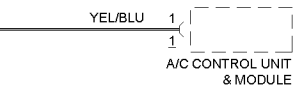
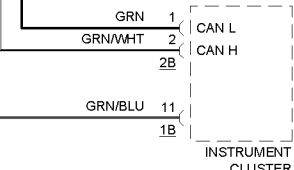
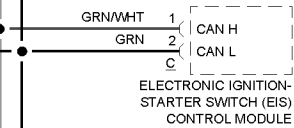
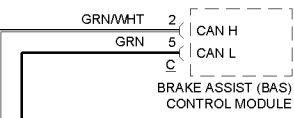
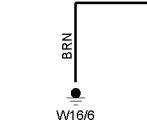
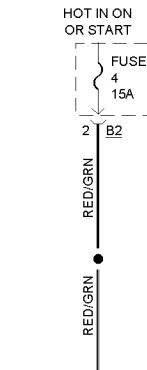
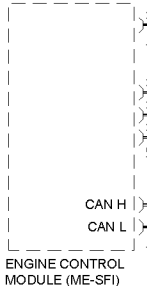
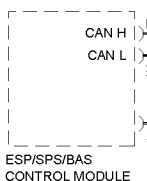
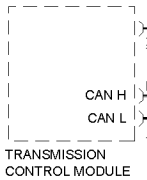
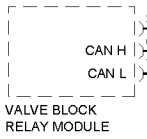
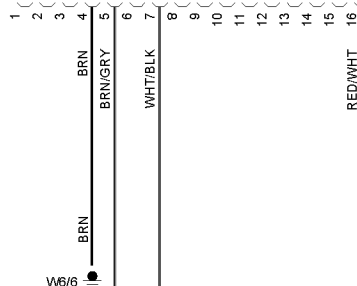
158244



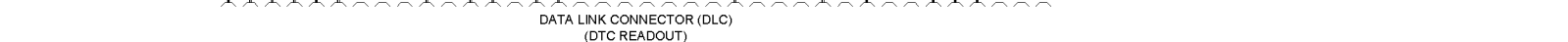
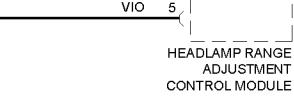
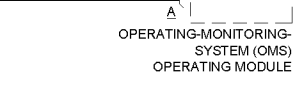
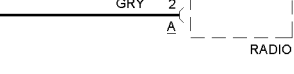
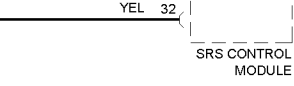
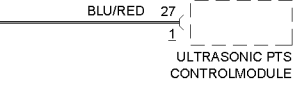
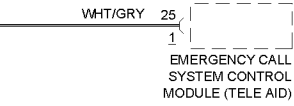
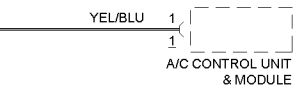
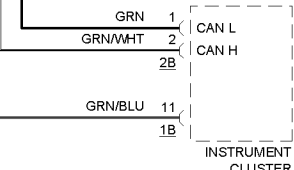
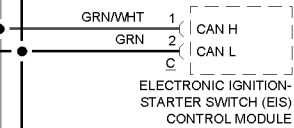
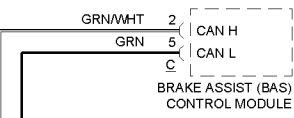
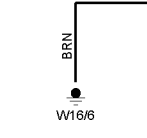
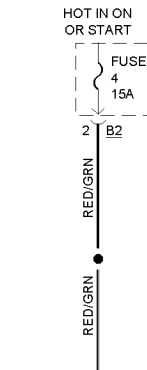
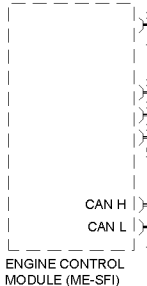
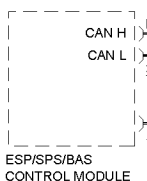
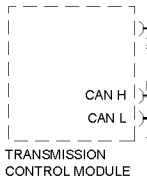
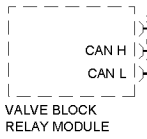
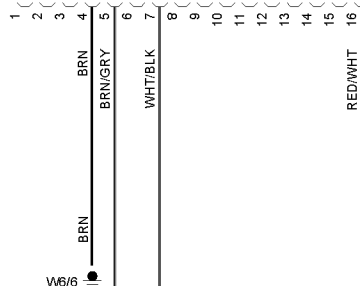


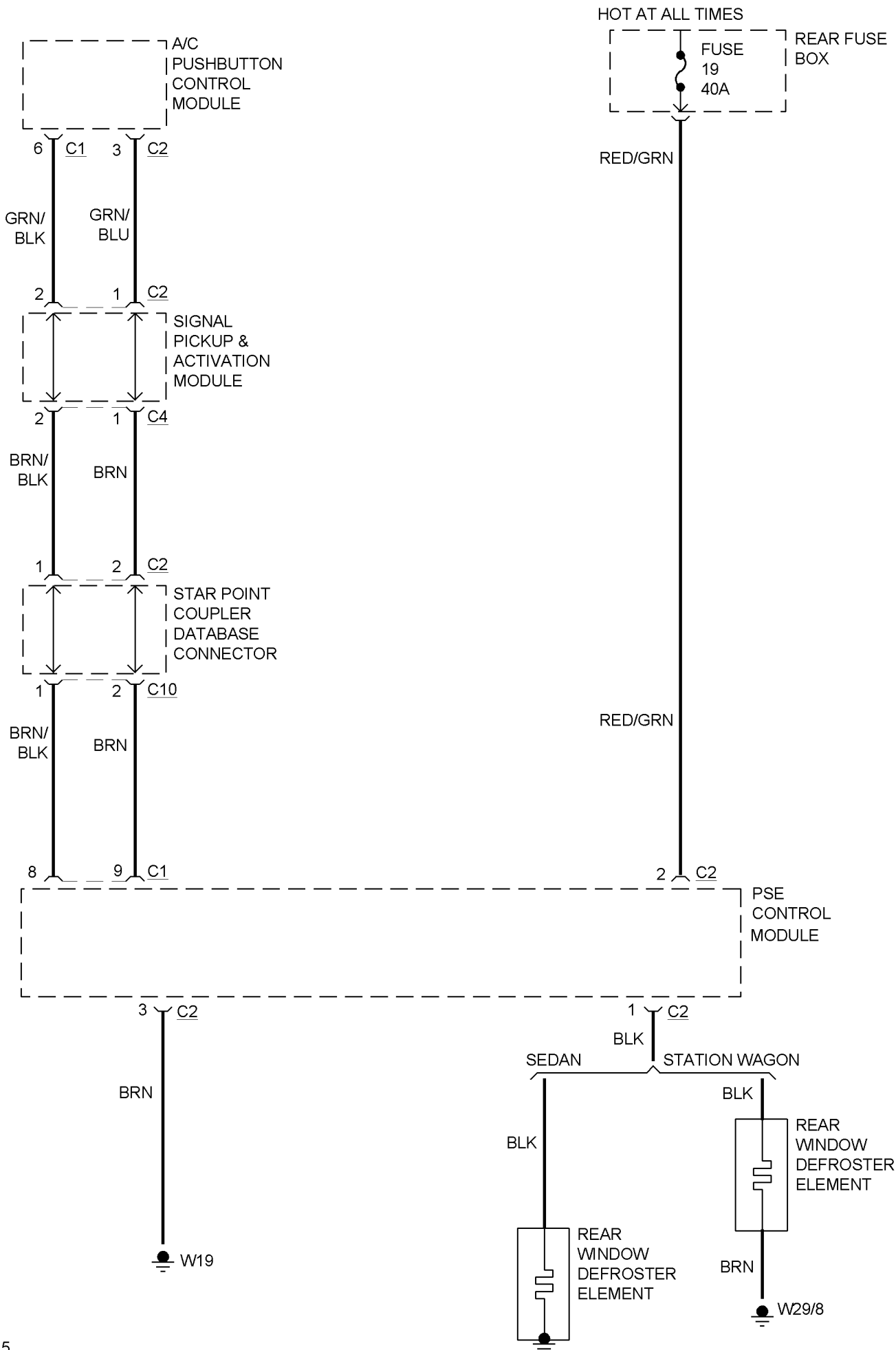


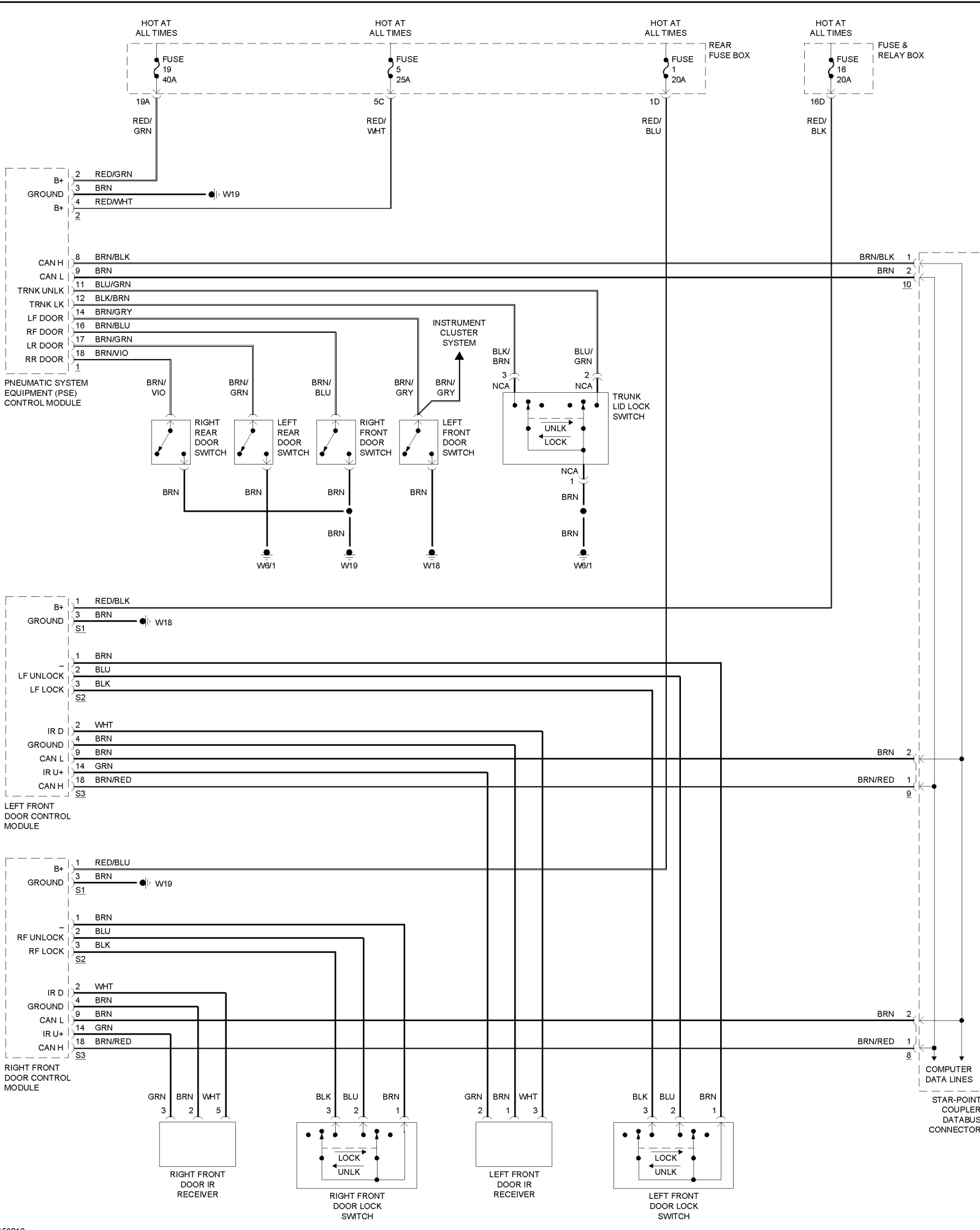
DIAGNOSTIC MODULE (OBD II)  
GENERIC SCAN TOOL CONNECTOR

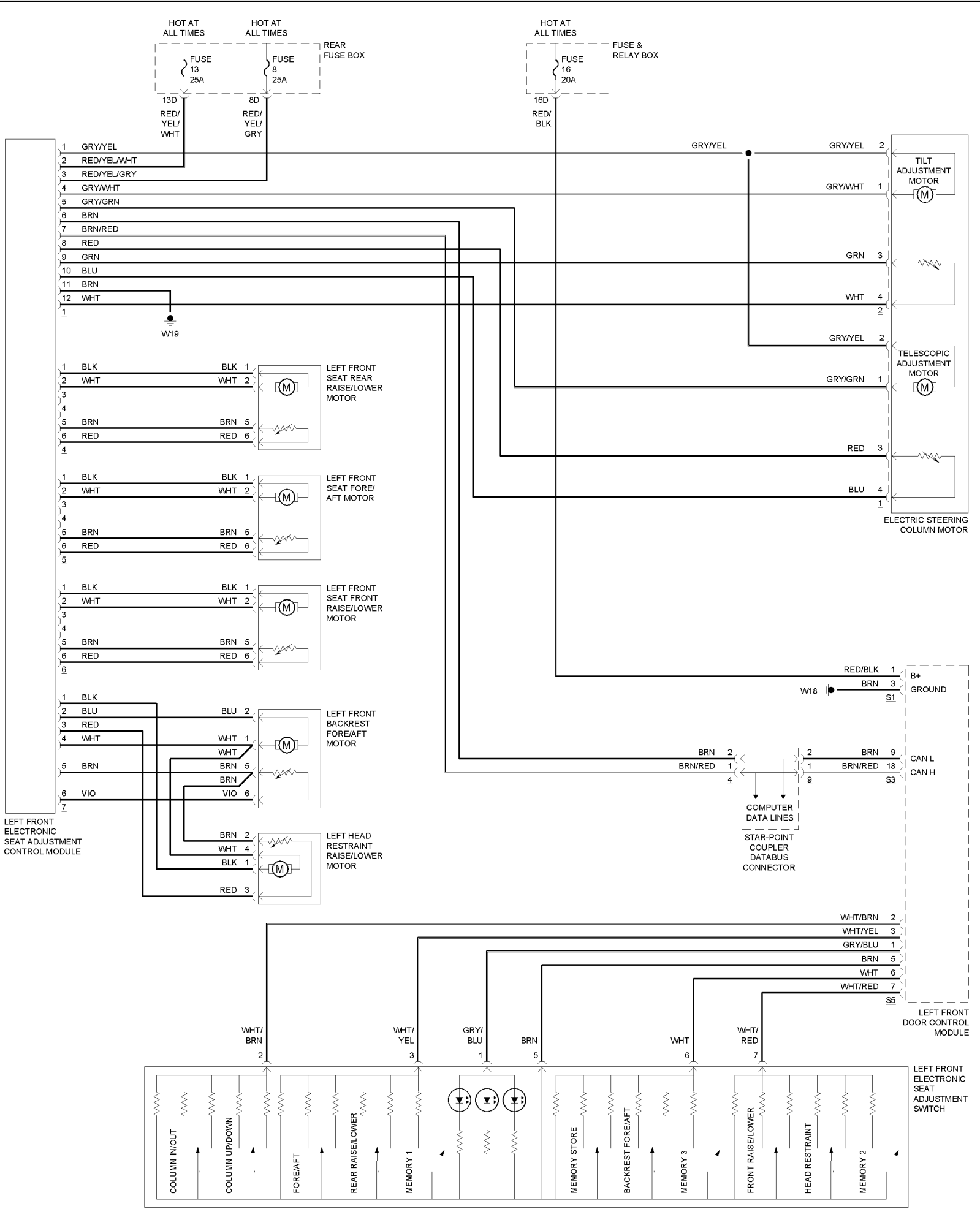


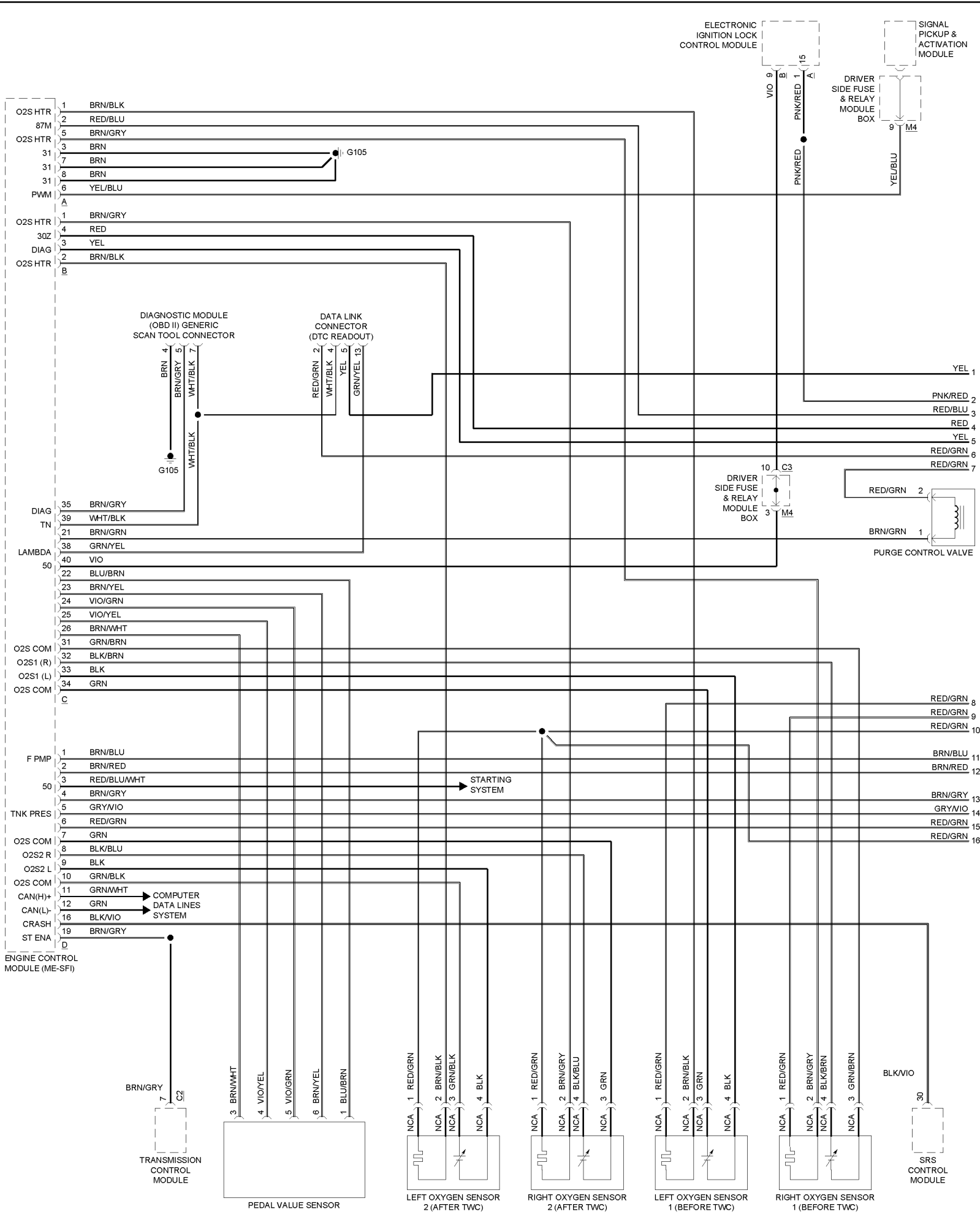
DIAGNOSTIC MODULE (OBD II)  
GENERIC SCAN TOOL CONNECTOR



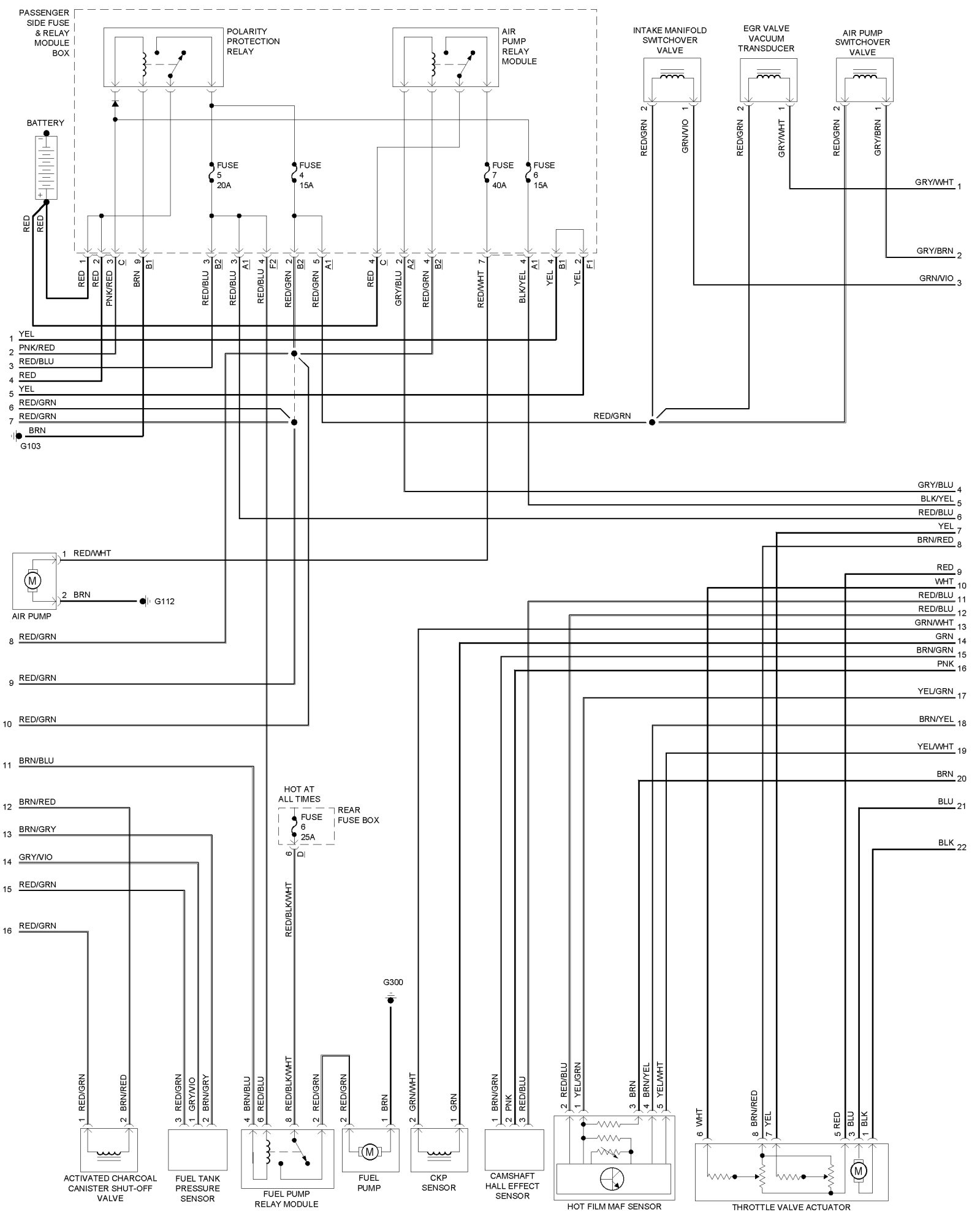


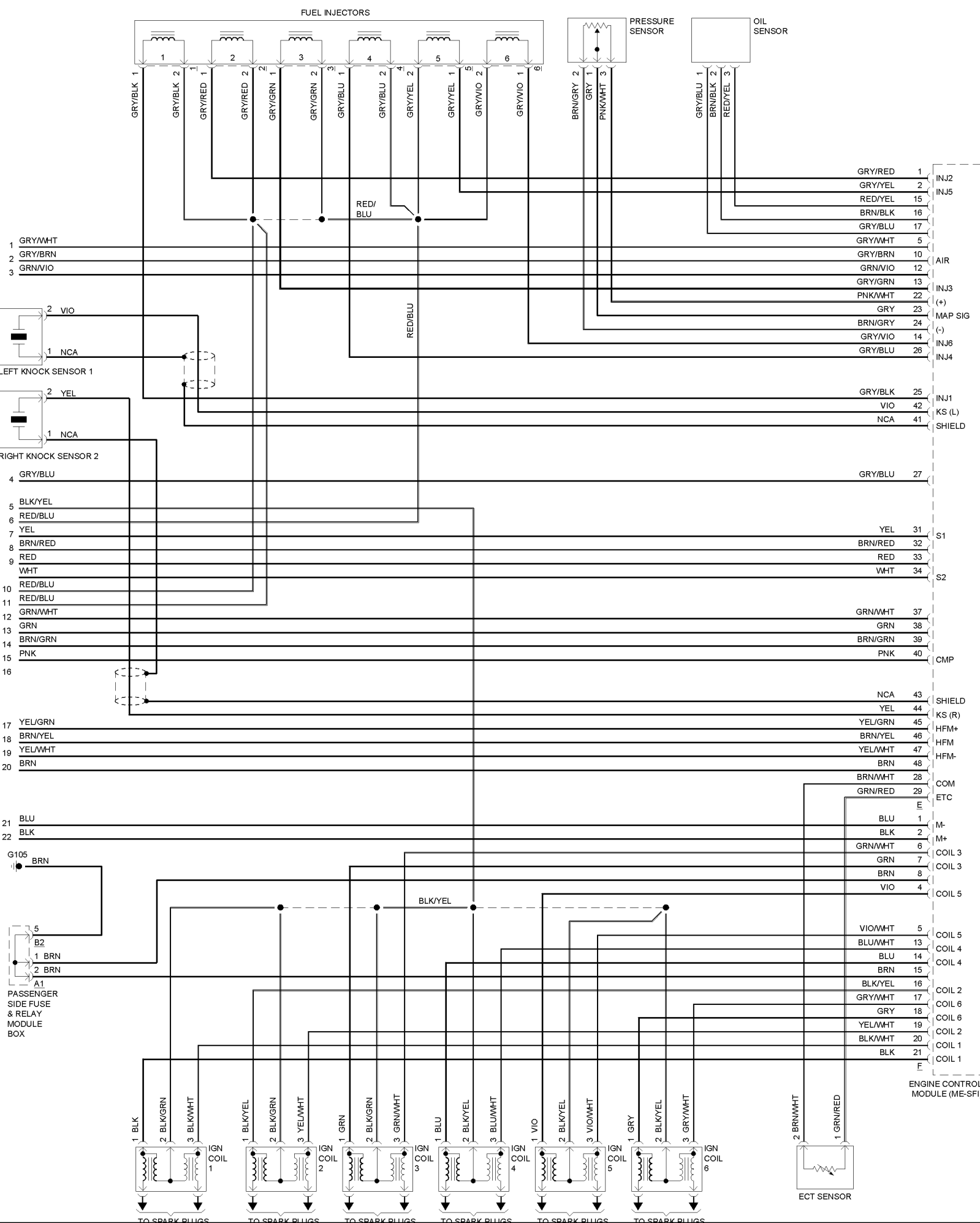


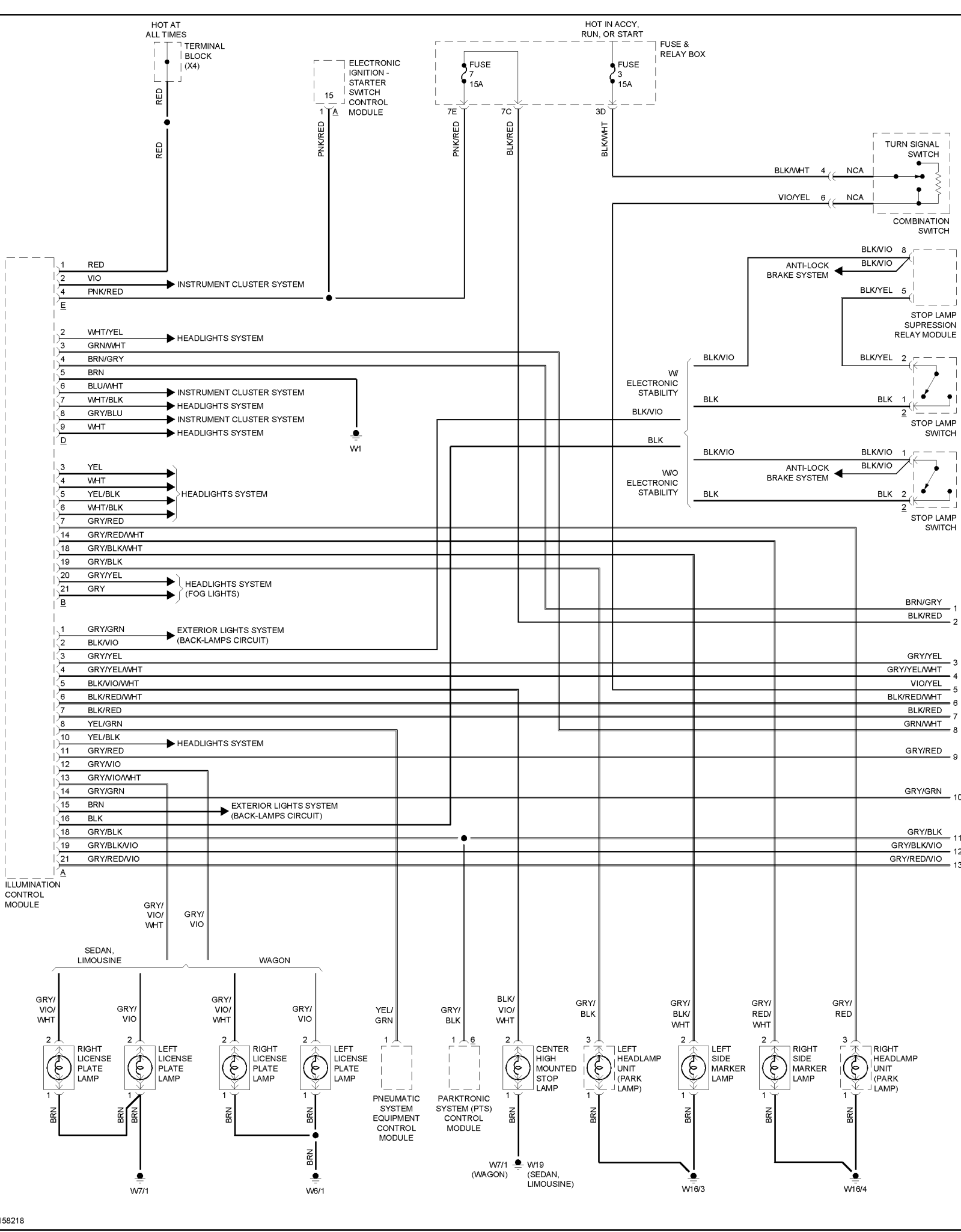


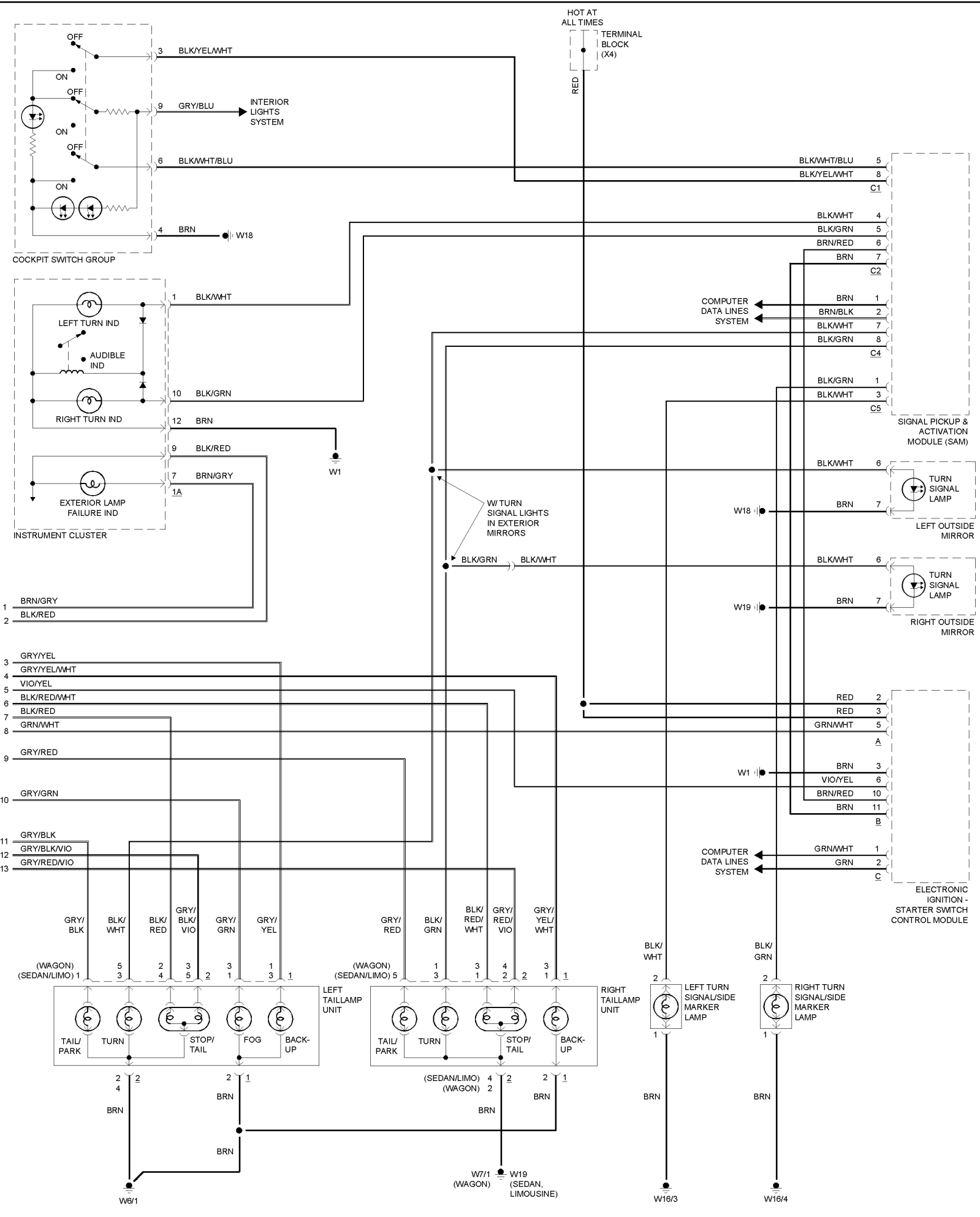


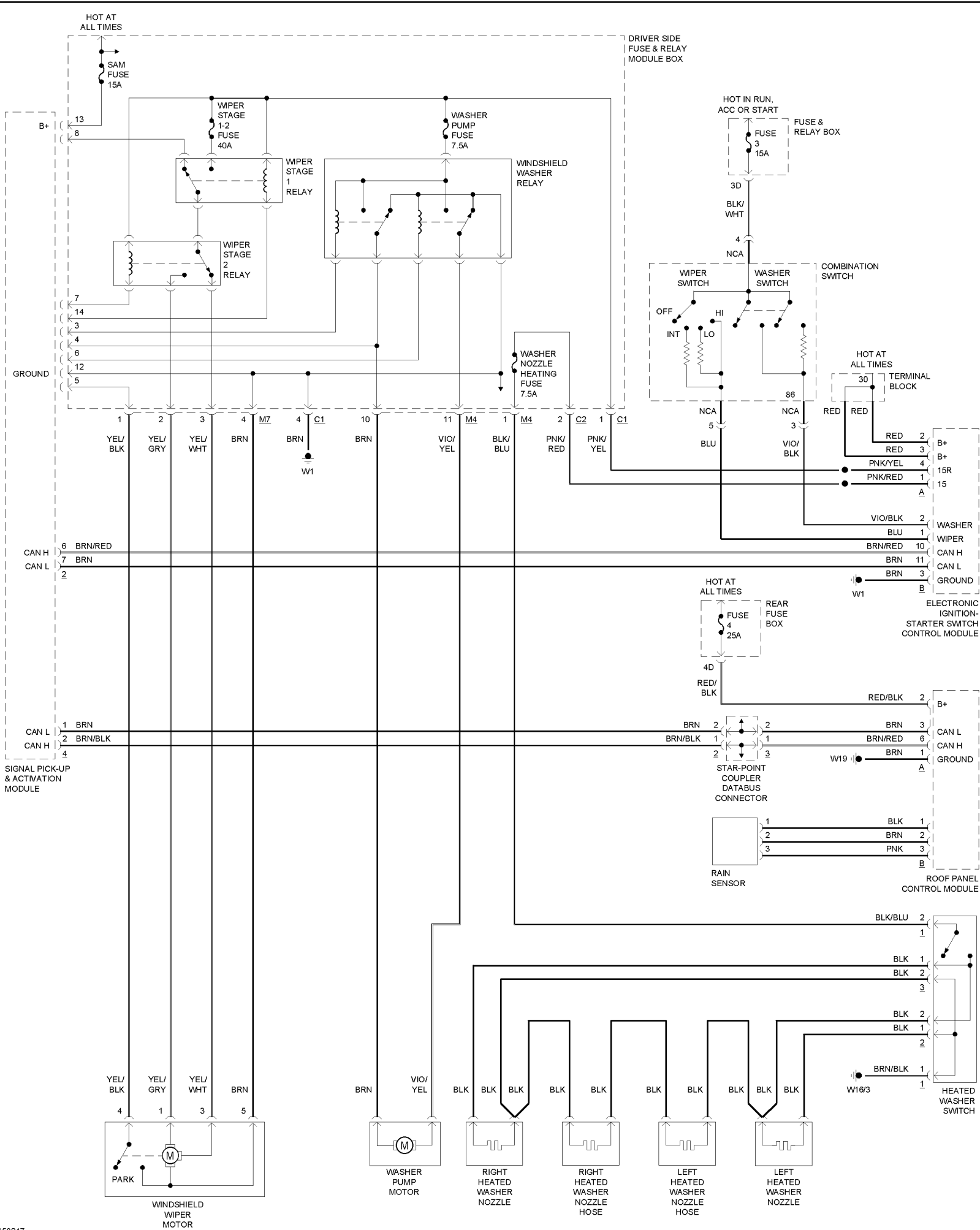












BATTERY

BRN

W10

AIR PUMP,  
IGNITION COIL 5,  
IGNITION COIL 6,  
IGNITION COIL 7,  
IGNITION COIL 8

BRN

W11/3

ASR/ETS/ESP HYDRAULIC UNIT,  
EMISSIONS SENSOR,  
LEFT HEADLAMP UNIT,  
LEFT FOG LAMP,  
LEFT TURN SIGNAL/SIDE MARKER LAMP,  
LEFT SIDE MARKER LAMP,  
LEFT AUXILIARY TURN SIGNAL LAMP,  
WINDSHIELD WASHER PUMP,  
HEADLAMP WASHER PUMP,  
ENGINE CONTROL MODULE (HFM-SFI),  
PREGLOW TIME-LIMIT RELAY MODULE,  
ASR/SPS CONTROL MODULE,  
ETS/SPS CONTROL MODULE,  
ESP/SPS/BAS CONTROL MODULE,  
ADS CONTROL MODULE,  
BRAKE FLUID LEVEL SWITCH,  
STARTER LOCK-OUT/BACK-UP LAMP SWITCH,  
HEATED WINDSHIELD WASHER SYSTEM  
THERMOSWITCH,  
CLUTCH PEDAL SWITCH,  
TRANSMISSION OVERLOAD PROTECTION SWITCH,  
HYDRAULIC FLUID LEVEL SWITCH,  
LEFT FRONT AXLE VSS SENSOR,  
UPSHIFT DELAY SWITCHOVER VALVE,  
TRANSMISSION MODE SWITCHOVER VALVE

BRN

W16/3

HOT FILM MAF SENSOR,  
ENGINE CONTROL MODULE (HFM-SFI),  
ENGINE CONTROL MODULE (IFI),  
IFI/DFI ACCELERATOR PEDAL POSITION SENSOR,  
IFI ELECTROHYDRAULIC SHUT-OFF ACTUATOR

BRN

W16/5

HOT FILM MAF SENSOR,  
RIGHT HEADLAMP UNIT,  
RIGHT FOG LAMP,  
RIGHT SIDE MARKER LAMP,  
ENGINE CONTROL MODULE (HFM-SFI),  
ENGINE CONTROL MODULE (IFI),  
ENGINE CONTROL MODULE (ME-SFI),  
IFI/DFI ACCELERATOR PEDAL POSITION SENSOR,  
IFI ELECTROHYDRAULIC SHUT-OFF ACTUATOR

BRN

W16/6

FRONT DOME LAMP,  
AUTOMATIC DIMMING REAR VIEW MIRROR,  
RELAY MODULE,  
SLIDING/POP-UP ROOF,  
EA/CC/ISC CONTROL MODULE,  
CC/ISC CONTROL MODULE,  
COMBINATION CONTROL MODULE,  
KICKDOWN CUT-OUT RELAY MODULE,  
TRANSMISSION CONTROL MODULE,  
ETS/SPS CONTROL MODULE,  
REMOTE CENTRAL LOCKING CONTROL MODULE,  
PARKING BRAKE SWITCH,  
SLIDING/POP-UP ROOF SWITCH,  
REMOTE TRUNK RELEASE SWITCH,  
CLUTCH PEDAL SWITCH,  
ASR SNOW CHAIN SWITCH (WITH INDICATOR),  
TRUNK LID LOCK SWITCH CONNECTOR,  
RIGHT FRONT DOOR/FFS CONNECTOR,  
RIGHT REAR AXLE VSS SENSOR,  
RTR CONTROL VALVE

BRN

W15/2

AIR PUMP,  
AIR PUMP SWITCHOVER VALVE

BRN

W11

IGNITION COIL 1,  
IGNITION COIL 2,  
IGNITION COIL 3,  
IGNITION COIL 4

BRN

W11/2

LEFT SIDE AIR BAG SENSOR,  
RIGHT SIDE AIR BAG SENSOR,  
SRS CONTROL MODULE

BRN

W26

STATIONARY HEATER UNIT/AUXILIARY HEATER,  
RIGHT TURN SIGNAL/SIDE MARKER LAMP,  
RIGHT AUXILIARY TURN SIGNAL LAMP,  
OXYGEN SENSOR 2 (AFTER TWC),  
FANFARE HORNS,  
ALARM HORN,  
ENGINE CONTROL MODULE (HFM-SFI),  
ADS CONTROL MODULE,  
BRAKE FLUID LEVEL SWITCH,  
ENGINE HOOD SWITCH,  
LEFT FRONT AXLE VSS SENSOR

BRN

W16/4

INSTRUMENT CLUSTER,  
A/C SYSTEM BLOWER UNIT,  
FAN RELAY MODULE,  
CLOCK SPRING CONTACT,  
IN-CAR TEMPERATURE SENSOR,  
CENTER AIR OUTLET ILLUMINATION,  
GLOVE COMPARTMENT LAMP,  
ILLUMINATION CONTROL MODULE,  
A/C PUSHBUTTON CONTROL MODULE,  
ILLUMINATED CIGAR LIGHTER,  
PARKING BRAKE SWITCH,  
SWITCHOVER VALVE BLOCK,  
RIGHT AIR OUTLET ILLUMINATION,  
COCKPIT SWITCH GROUP

BRN

W1

FRONT DOME LAMP,  
AUTOMATIC DIMMING REAR VIEW MIRROR,  
RELAY MODULE,  
SLIDING/POP-UP ROOF,  
EA/CC/ISC CONTROL MODULE,  
CC/ISC CONTROL MODULE,  
COMBINATION CONTROL MODULE,  
KICKDOWN CUT-OUT RELAY MODULE,  
TRANSMISSION CONTROL MODULE,  
ETS/SPS CONTROL MODULE,  
REMOTE CENTRAL LOCKING CONTROL MODULE,  
PARKING BRAKE SWITCH,  
SLIDING/POP-UP ROOF SWITCH,  
REMOTE TRUNK RELEASE SWITCH,  
ASR OFF SWITCH,  
RIGHT REAR AXLE VSS SENSOR,  
RTR CONTROL VALVE,  
STEERING ANGLE SENSOR,  
CLUTCH PEDAL SWITCH,  
ESP OFF SWITCH

BRN

W15/1

TAILGATE CLOSING ASSIST,  
LEFT TAILLAMP UNIT,  
LEFT LICENSE PLATE LAMP,  
RIGHT LICENSE PLATE LAMP,  
CENTER HIGH MOUNTED STOP LAMP,  
REAR WINDOW WIPER MOTOR,  
REAR WINDOW DEFROSTER ELEMENT,  
CARGO AREA CONNECTOR BOX,  
TAILGATE GROUND CONNECTOR SLEEVE

BRN

W29/8

FUEL PUMP,  
KICKDOWN CUT-OUT RELAY MODULE,  
REAR HEATED SEATS CONTROL MODULE,  
STATIONARY HEATER TIMER,  
STEERING ANGLE SENSOR,  
HEADLAMP RANGE ADJUSTMENT CONTROL MODULE,  
LEFT FRONT SEAT CUSHION HEATER ELEMENT,  
LEFT FRONT BACKREST HEATER ELEMENT,  
RIGHT FRONT SEAT CUSHION HEATER ELEMENT,  
RIGHT FRONT BACKREST HEATER ELEMENT,  
LEFT REAR SEAT CUSHION HEATER ELEMENT,  
LEFT REAR BACKREST HEATER ELEMENT,  
RIGHT REAR SEAT CUSHION HEATER ELEMENT,  
RIGHT REAR BACKREST HEATER ELEMENT,  
REMOTE TRUNK RELEASE SWITCH,  
LEFT FRONT DOOR SWITCH,  
COMFORT SPORT SWITCH (ADS),  
LEFT REAR SEAT HEATER SWITCH,  
RIGHT REAR SEAT HEATER SWITCH,  
REAR WINDOW SUNSHADE SWITCH,  
ATA STATUS/TOWING PROTECTION AIR SWITCH,  
TRUNK LID LOCK SWITCH CONNECTOR (CF),  
LEFT FRONT DOOR/FFS CONNECTOR,  
TRANSMISSION MODE SWITCHOVER VALVE,  
RTR CONTROL VALVE (CL)

BRN

W18

RADIO,  
PNEUMATIC SYSTEM EQUIPMENT CONTROL MODULE,  
RIGHT TAILLAMP UNIT,  
CENTER HIGH MOUNTED STOP LAMP,  
DRIVER POWER HEATED MIRROR,  
PASSENGER POWER HEATED MIRROR,  
KICKDOWN CUT-OUT RELAY MODULE,  
LEFT FRONT ESA CONTROL MODULE,  
RIGHT FRONT ESA CONTROL MODULE,  
STEERING ANGLE SENSOR,  
RIGHT FRONT DOOR SWITCH,  
RIGHT REAR DOOR SWITCH,  
CENTER CONSOLE SWITCH GROUP,  
COMFORT/SPORT SWITCH (ADS),  
OUTSIDE REARVIEW MIRROR SWITCH,  
LEFT FRONT SEAT BELT BUCKLE/  
BELT COMFORT FEATURE SWITCH,  
RIGHT FRONT SEAT BELT BUCKLE/  
BELT COMFORT FEATURE SWITCH,  
LEFT FRONT ESA SWITCH GROUP,  
RIGHT FRONT ESA SWITCH GROUP,  
RIGHT FRONT DOOR/FFS CONNECTOR

BRN

W19

CTEL TRANSMITTER-RECEIVER,  
LEFT REAR WINDOW GLASS BREAKAGE SENSOR,  
LEFT TAILLAMP UNIT,  
RIGHT TAILLAMP UNIT,  
LEFT LICENSE PLATE LAMP,  
RIGHT LICENSE PLATE LAMP,  
LEFT/RIGHT AUDIO POWER AMPLIFIER,  
LEFT REAR DOOR SWITCH,  
TRUNK LAMP SWITCH,  
TRAILER HITCH SOCKET,  
REAR WINDOW WIPER MOTOR,

BRN

W6/1

