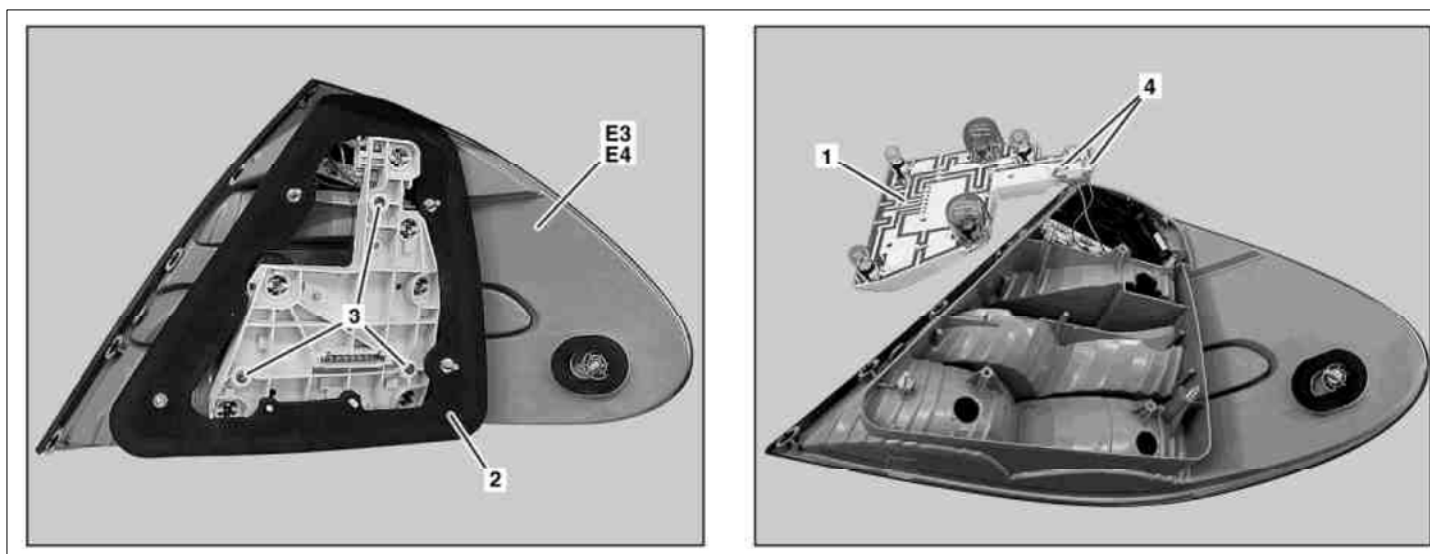


## MODEL 211.0





P82.10-3095-08

Shown on left taillamp with code (954a)  
Avantgarde

1 Lamp carrier  
2 Gasket

3 Bolts  
4 Electrical connectors  
(with code (954a) Avantgarde)

E3 Left taillamp  
E4 Right taillamp

	Remove/Install		
1	Remove left taillamp (E3) or right taillamp (E4)		AR82.10-P-4905T
2	Detach gasket (2) from left taillamp (E3) or right taillamp (E4)	 Check gasket (2) and replace if damaged.	
3	Remove screws (3) and remove lamp carrier (1) from left taillamp (E3) or right taillamp (E4)		
4.1	Unplug electrical connectors (4) and remove lamp carrier (1)	Only on vehicles with code (954a) Avantgarde	
5	Install in the reverse order		