


MODELS 211.004 /006 /016 /023 /026 /028 /042 /043 /056 /061 /065 /070 /206 /216 /223 /226 /242 /243 /256 /2 61 /265 /270 1#

1 Voltage supply wiring harness
2 Stowage compartment



brown Brown wire
RS Pink line
red Red line

A2/6 CD changer
F34 Interior fuse box
W15/2 Ground (left footwell)
X30/8 Wake-up signal connector



P82.64-2404-06

	Remove		
Danger!	Risk of explosion caused by oxyhydrogen gas. Risk of poisoning and caustic burns caused by swallowing battery acid. Risk of injury caused by burns to skin and eyes from battery acid or when handling damaged lead-acid batteries	No fire, sparks, open flames or smoking. Wear acid-resistant gloves, clothing and safety glasses. Pour battery acid only into suitable and appropriately marked containers.	AS54.10-Z-0001-01A
1 AR AR 	Disconnect battery ground cable Notes on battery Notes on AGM battery	Model 211.0 Model 211.2 All models	AR54.10-P-0003T AR54.10-P-0003TA AH54.10-P-0001-01A AH54.10-P-0002-01A
2 AR	Remove center stowage compartment (2)	Installation: The stowage compartment (2) is no longer required and is replaced by the CD changer (A2/6).	AR68.10-P-1620T
3.1 AR	Remove radio	Vehicles with radio	AR82.60-P-7502T
3.2 AR	Remove COMAND operating, display and control unit	Vehicles with code (526) COMAND without (navigation).	AR82.85-P-1000T
4 AR	Remove cover below left of instrument panel		AR68.10-P-1500T
5 AR	Remove front floor covering (left)		AR68.20-P-2050T
6	Unclip cover from interior fuse box (F34) at driver-side		
	Install		
7	Retrofit CD changer wiring harness		AN82.64-P-0001-01T
8	Retrofit fiber optic wiring harness		AN82.70-P-0002-01T
9 AR	Install CD changer (A2/6)		AR82.64-P-7508T
10	Install remaining parts onto vehicle	Steps 6 to 1.	

11	Carry out start-up and function test	 Carry out specified/actual configuration using STAR DIAGNOSIS Check for proper function according to operating instructions. STAR DIAGNOSIS diagnosis system.	*WE58.40-Z-1013-06A
12	Add special equipment to the vehicle data card and to the online vehicle data card	 Code (819) CD-changer, 6 disk.	

Workshop equipment/MB testers (see Workshop Equipment Manual)

WE58.40-Z-1013-06A	STAR DIAGNOSIS Compact diagnosis system for passenger cars, order number 6511 1801 00
--------------------	---

Parts ordering notes

Part no.	Designation	Quantity
KG99 (see EPC)	Scope of delivery of CD changer	1