






MODEL 211.080 /082 /084 /087 /089 /092 /280 /282 /284 /287 /289 /292 except CODE (489) Airmatic (semi-active air suspension)

3 Suspension strut



P32.25-2095-02

|  |  |  |                    |
|--|--|--|--------------------|
|                 | <b>Remove</b>  |  |                    |
|  <b>Danger!</b> | <b>Risk of death</b> caused by vehicle slipping or toppling off of the lifting platform. | Align vehicle between the columns of the lifting platform and position the four support plates at the lifting platform support points specified by the vehicle manufacturer. | AS00.00-Z-0010-01A |
| 1  | Remove front suspension strut (3)  |  | AR32.25-P-1017T    |
|               | <b>Disassemble</b>   |  |                    |
| 2  | Dismantle the strut (3)  |  | AR32.25-P-1018TS   |
|               | <b>Assemble</b>  |  |                    |
| 3  | Assemble the strut (3)   |  | AR32.25-P-1018TS   |
|               | <b>Install</b>   |  |                    |
| 4  | Install front strut assembly (3)   |  | AR32.25-P-1017T    |