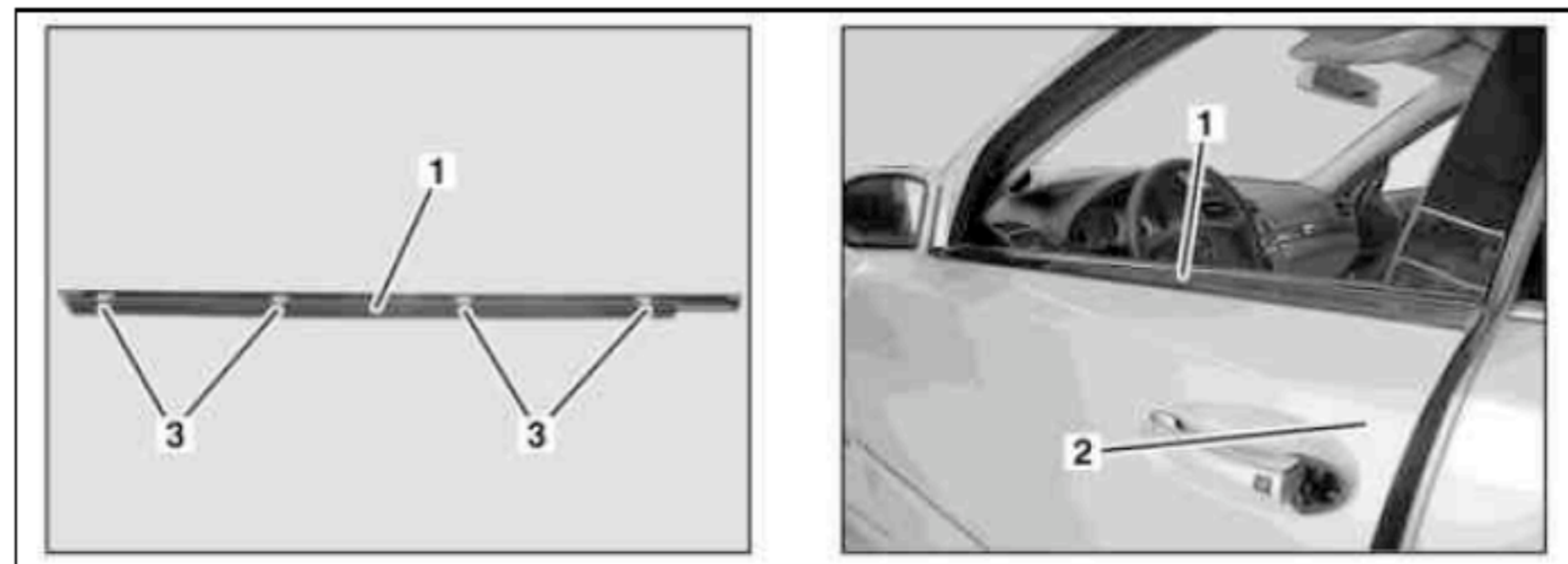





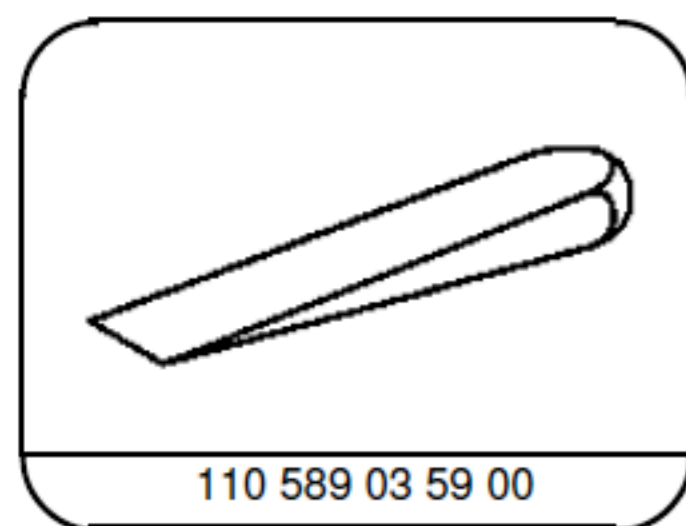


- 1 Outer sealing rail
- 2 Front door
- 3 Retaining clips



P72.10-2375-04

	Remove/Install		
1	Completely open window in front door (2)		
2	Unclip outer sealing rail (1) on front door (1) from front toward rear with mounting wedge	<p> Carefully unclip outer sealing rail (1) to prevent damaging paint</p> <p> Pull up outer sealing rail (1) while unclipping.</p> <p> <b>Installation:</b> Replace damaged retaining clips (3)</p> <p></p>	<p>*110589035900</p>
3	Install in the reverse order		



110 589 03 59 00

Mounting wedge