




## Controls in detail



### Power windows

#### Vehicles with panorama roof\*

If roller sunblinds are closed:

- ▶ Press and hold button  until the windows and the roller sunblinds begin to open after approximately 1 second.
- ▶ With the windows and roller sunblinds fully opened, press and hold button  again. The tilt/sliding panel of the panorama roof tilts and opens.
- ▶ Release button  to interrupt procedure.

If roller sunblinds are open:

- ▶ Press and hold button . The windows move down and the tilt/sliding panel tilts and opens after approximately 1 second.
- ▶ Release button  to interrupt procedure.



#### Convenience closing feature

When you lock the vehicle, you can close the windows, tilt/sliding sunroof or tilt/sliding panel\* simultaneously.

- ▶ Aim transmitter eye of the SmartKey or SmartKey with KEYLESS-GO\* at the driver's outside door handle (▷ page 239). The SmartKey or SmartKey with KEYLESS-GO\* must be in close proximity to the driver's outside door handle.

- ▶ Press and hold button  until the windows, the tilt/sliding sunroof or tilt/sliding panel\* are completely closed.

Vehicles with panorama roof\*:

- ▶ Press and hold button  again. The roller sunblinds close.
- ▶ Release button  to interrupt procedure.

Vehicles with KEYLESS-GO\*:

- ▶ Press and hold the lock button on an outside door handle (▷ page 65) until the windows, the tilt/sliding sunroof or tilt/sliding panel\* are completely closed.
- ▶ Release the lock button on the outside door handle to interrupt procedure.