






## Tires and wheels



Reactivate the TPMS after adjusting the tire inflation pressure to the inflation pressure recommended for the vehicle operating condition. Tire pressure should only be adjusted on cold tires. Observe the recommended tire inflation pressure on the placard on the driver's door B-pillar (▷ page 332). Some vehicles may have supplemental tire pressure information for driving at high speeds (▷ page 338) or for vehicle loads less than the maximum loaded vehicle condition. If such information is provided, it can be found on the inside of the fuel filler flap.


- ▶ Press button  or  on the multifunction steering wheel repeatedly until the standard display menu appears in the multifunction display (▷ page 153).
- ▶ Press the  or  button repeatedly until you see the following message:  
Tire pressure  
monitor active  
Reactivation possible:  
R-button
- ▶ Press the reset button.  
The following message will appear in the multifunction display:  
Check current  
tire pressure?

- ▶ Press the  button.

The following message will appear in the multifunction display:  
Tire pres. monitor  
reactivated

After driving a few minutes the system verifies that the current tire inflation pressures are within the system's specified range. Afterwards the current tire inflation pressures are accepted as reference pressures and then monitored.

If you wish to cancel activation:

- ▶ Press the  button.