

W211 Networking Legend

CAN C

N3/10 ME-SFI Control Module
N15/3 ETC - Electronic Transmission Control
N15/5 ESM - Electronic Selector Module
N47/5 ESP - Electronic Stability Program
N51 SAS - Semi-Active Air Suspension
N63/1 DTR - Distronic Control Module
N71 HRA - Headlamp Range Adjustment
N93 CGW - Central Gateway Module

CAN B

M40/1 Pneumatic Pump of Dynamic Seat
N2/7 Supplemental Restraint System
N10/1 SAM-D - Driver-side
N10/2 SAM-R - Rear
N10/11 SAM-P - Passenger-side
N22 AAC - Automatic Air Conditioning Control
N25/7 HS and Seat Ventilation Control Module
N32/1 ESA - Left Front Seat Adjustment
N32/2 ESA - Right Front Seat Adjustment

N32/19 Left Front Dynamic Seat Control

N32/22 Right Front Dynamic Seat Control

N62 PTS - Parktronic Control

N69/1 DCM - Left Front Door Control Module

N69/2 DCM - Right Front Door Control Module

N69/3 DCM - Left Rear Door Control Module

N69/4 DCM - Right Rear Door Control Module

N70 OCP - Overhead Control Panel

N72/1 UCP - Upper Control Panel

N82 BCM - Battery Control Module

N88 TPC - Tire Pressure Monitor Control Module

N93/1 AGW - Audio Gateway Control Module

N99 SWH - Steering Wheel Heater

N121 RTL - Remote Trunk Locking Control Module

CAN C & B



A1 ICM - Instrument Cluster

N73 EIS - Electronic Ignition Switch Control

N80 SCM - Steering Column Module


N93 CGM - Central Gateway Module

CAN B Connector (X30/4)




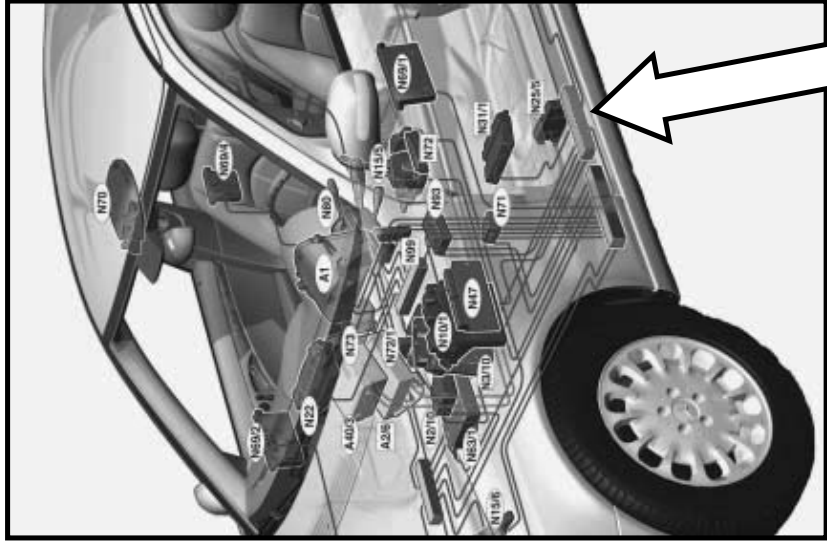
Location: Right side passenger footwell

CAN B Connector (X30/6)



Location: Passenger side HVAC case

CAN B Connector (X30/17)



Location: Drivers rocker panel wiring trough