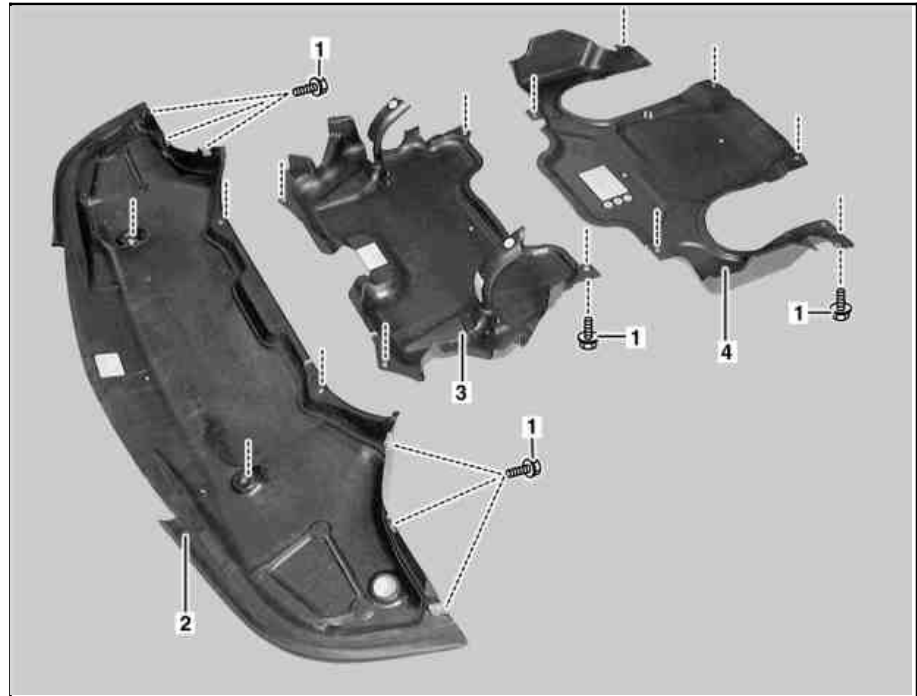







MODEL 211

with gasoline engine

- 1 Bolts
- 2 Front engine compartment paneling
- 3 Center engine compartment paneling
- 4 Rear engine compartment paneling



P61.20-2023-06

	Remove/Install		
 Danger!	Risk of death caused by vehicle slipping or toppling off of the lifting platform.	Align vehicle between the columns of the lifting platform and position the four support plates below the hoist support points specified by the vehicle manufacturer.	AS00.00-Z-0010-01A
1	Raise vehicle with lifting platform	Two-post lift	AR00.60-P-1000T *WE58.40-Z-1001-05A
2	Unscrew screws (1) of front engine compartment paneling (2)		
3	Take off front engine compartment paneling (2)	 Can be removed separately.	
4	Unscrew screws (1) of middle engine compartment paneling (3)		
5	Take off middle engine compartment paneling (3)	 Can be removed separately.	
6	Unscrew screws (1) of rear engine compartment paneling (4)		
7	Take off rear engine compartment paneling (4)	 Can be removed separately.	
8	Install in the reverse order		

Workshop equipment

WE58.40-Z-1001-05A	Two-post lifting platform
--------------------	---------------------------