


MODEL 211 with ENGINE 272, 273

01  Puller hook

1 Cap

2 Power steering expansion reservoir


2a Clamp

2b Bolts















2c Sealing ring

3 Return hose

4 Power steering pump



P46.25-2058-06

	Remove/install		
⚠ Danger!	Risk of injury to skin or eyes caused by hydraulic fluid spraying out under high pressure. Risk of poisoning caused by swallowing hydraulic fluid	Depressurize the hydraulic system completely before starting any work on the system. Wear protective clothing and safety glasses.	AS00.00-Z-0013-01A
	Before opening the hydraulic circuit of the power steering, thoroughly clean the area surrounding the separation point. Even minute particles of dirt, introduced into the hydraulic components, can result in malfunctions or damage to the power steering		
1	Open engine hood and raise to vertical position		AR88.40-P-1000T
2	Remove intake air duct upstream of air filter		
3	Remove screw cap (1) of expansion reservoir (2)	 Press the cap (1) downwards and turn counterclockwise through 90°.	
4	Suction off MB steering gear oil from expansion reservoir (2)	 	*210589007100 *BF46.20-P-1001-01A
5	Detach return hose (3) from expansion reservoir (2)	 Collect escaping MB steering gear oil with rags and seal connections immediately using stop plugs.  7 mm socket hexagon on flexible shaft for hose clamps with worm drive	 *129589009100
6	Pull clamp (2a) out to the side with  pulling hook (01)	  Installation: Mount clamp (2a)  using press-on tool. 	*140589023300 *272589014000
7	Unscrew bolts (2b)	Nm	*BA46.30-P-1008-01F
8	Remove expansion reservoir (2) from connection fitting of power steering pump (4)	 Installation: Install new sealing ring (2c).	
9	Install in the reverse order		
⚠ Danger!	Risk of accident caused by vehicle starting off by itself when engine is running. Risk of injury caused by contusions and burns during starting procedure or when working near the engine as it is running	Secure vehicle to prevent it from moving by itself. Wear closed and snug-fitting work clothes. Do not touch hot or rotating parts.	AS00.00-Z-0005-01A AR46.25-P-1000TS

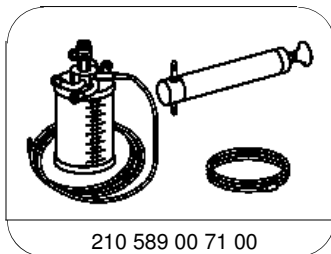
11	Check oil level in expansion reservoir (2) and correct if necessary Power steering - checking and correcting oil level		AP	AP46.00-P-4611BB
----	---	--	----	------------------

Nm Power steering pump

Number	Designation	Engine 272, 273 in model 211
BA46.30-P-1008-01F	Bolt, power steering expansion reservoir to front cover at cylinder head	Nm 9

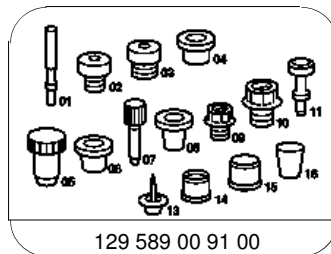
Steering gear

Number	Designation	Model 211
BF46.20-P-1001-01A	Power steering	Filling capacity Liters ≈1,1
	MB steering gear oil	Sheet BB00.40-P-0345-00A



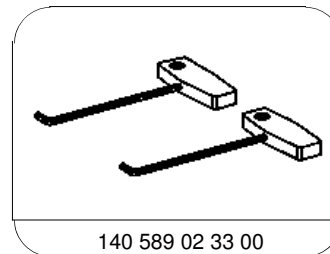
210 589 00 71 00

Hand pump



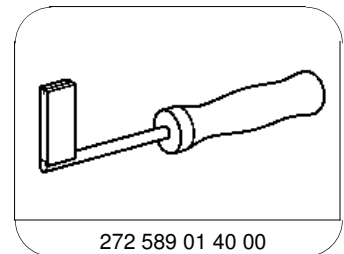
129 589 00 91 00

Set of stop plugs



140 589 02 33 00

Pulling hook



272 589 01 40 00

Press-on tool