



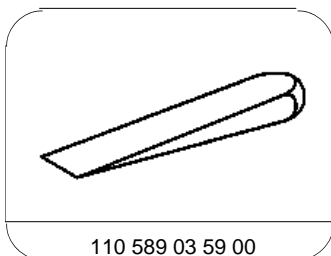
P68.30-2683-08

1 Left inner paneling
2 Release button

3 Right inner paneling

4  Mounting wedge

	Remove/Install		
1.1	Actuate release button (2) and remove left inner paneling (1)	When removing left inner paneling (1).	
2.1	Unclip right inner paneling (3) from side wall with mounting wedge (4) and remove	When removing right inner paneling (3).  i Installation: Replace damaged clips on right inner paneling (3).	*110589035900
3	Install in the reverse order		



110 589 03 59 00

Mounting wedge