


**MODEL 211, 219  
with Adaptive Brake (ABR)**

- 1 Cap
- 2 Expansion reservoir





P42.00-2130-11

**Modification notes**

30.5.06	Do not release brake pedal suddenly but slowly when pumping, note added The bleed screw can remain open during the entire pumping process, note added Repeat process at the bleed screw of the central clutch release bearing, added	Step 5.1	AR42.10-P-0010-02SX
		Step 5.1	AR42.10-P-0010-02SX
		Step 9	AR42.10-P-0010-02SX


	<b>Remove/install</b>		
<b>Danger!</b>	<b>Risk of death</b> caused by vehicle slipping or toppling off of the lifting platform.	Align vehicle between columns of vehicle lift and position four support plates at vehicle lift support points specified by vehicle manufacturer.	AS00.00-Z-0010-01A
<b>Danger!</b>	<b>Risk of poisoning</b> caused by swallowing brake fluid. <b>Risk of injury</b> caused by brake fluid coming into contact with skin and eyes.	Only pour brake fluid into suitable and appropriately marked containers. Wear protective clothing and eye protection when handling brake fluid.	AS42.50-Z-0001-01A
	Notes on repairs to brake system		AH42.00-P-0003-01A
	Brake fluid notes		AH42.50-P-0001-01A
1	Clean cap (1) and expansion reservoir (2)		
2	Unscrew cap (1).	Cap on brake fluid expansion reservoir	*BA42.50-P-1001-01D
3	Suction off brake fluid from the expansion reservoir (2)		
4	Add new brake fluid up to the "MAX" mark in the expansion reservoir (2)		
5	Connect brake fluid change unit to expansion reservoir (2) and switch on	Pay attention to manufacturer's operating instructions. Brake fluid changing unit <a href="http://gotis.aftersales.mercedes-benz.com">http://gotis.aftersales.mercedes-benz.com</a>	
6	Remove the front wheels	Vehicles with 6-piston or 8-piston brake calipers Model 211 Model 219	AP40.10-P-4050Z AP40.10-P-4050TX
7	Replace brake fluid	New brake fluid must escape free of bubbles at the bleed screws of the brake calipers and at the central clutch release bearing. Bleed the system. Front axle, model 211 Bleed screw to brake caliper Front axle, model 219 Bleed screw to brake caliper Rear axle model 211: Bleed screws to brake caliper	AR42.10-P-0010-02SX  *BA42.10-P-1002-10H  *BA42.10-P-1002-10B  *BA42.10-P-1001-12H



		 Bleed screw to brake caliper	*BA42.10-P-1001-12B
8	Install in the reverse order		
	<b>Checking</b>		
9	Check fluid level in the expansion reservoir (2) and correct if necessary	Model 211 Model 219	AP42.10-P-4210Z AP42.10-P-4210TX

 **Front axle brake caliper**

Number	Designation			Model 211 except model 211.076/ 077/276/ 277	Model 211.076/ 077/276/ 277
BA42.10-P-1002-10H	Bleed screw to brake caliper	WAF 7	Nm	5	5
		WAF 9	Nm	9	9
		WAF 11	Nm	16	16

 **Front axle brake caliper**

Number	Designation		Model 219.372/376/377	Model 219.322/354/356/ 357/375
BA42.10-P-1002-10B	Bleed screw to brake caliper	Nm	8	8

 **Rear axle brake caliper**

Number	Designation		Model 211 except model 211.076/077/ 276/277	Model 211.076/077/ 276/277
BA42.10-P-1001-12H	Bleed screw to brake caliper	Nm	8	8

 **Rear axle brake caliper**

Number	Designation		Model 219
BA42.10-P-1001-12B	Bleed screw to brake caliper	Nm	8

Number	Designation	Model 211, 230, 240	Model 219
BA42.50-P-1001-01D	Cap to brake fluid expansion reservoir	Nm ≈2	≈2