


Model 219.3 up to 3/2/08
except code 809 (Model year 2009)






P91.60-2929-09

Shown with code 443 (Steering wheel heater)

- | | | | | | |
|---|----------------|--------|--------------------------------|--------|--------------------------------|
| 1 | Driver airbag | 4 | Electrical connector | R12/14 | Driver airbag ignition squib 2 |
| 2 | Steering wheel | 5 | Electrical connectors | | |
| 3 | Lock tabs | R12/13 | Driver airbag ignition squib 1 | | |

	Danger!	Risk of injury during testing and repair operations related to pyrotechnical components	Do not expose pyrotechnical components to temperatures above 100 °C or 212 °F. Disconnect current supply when working on such components.	AS91.00-Z-0008-01A
		Information on preventing damage to electronic components due to electrostatic discharge		AH54.00-P-0001-01A
		Information, assessment and legal requirements when working with, handling and storing pyrotechnical components		AH91.00-Z-0000-10A
		Remove/install		
1		Adjust driver seat and steering column all the way back		
2		Switch on ignition and store transmitter key outside of transmission range (min. 2 m)		
3		Disconnect battery ground line		AR54.10-P-0003TX
4		Insert screwdriver bit into openings (arrows) at rear on steering wheel (2) and remove screws/bolts from driver airbag (1)	Model 219.3 except code 494 (US version) except code 809 (Model year 2009) Bolt, airbag to steering wheel Model 219.3 with code 494 (US version) except code 809 (Model year 2009) Screw/ bolt, airbag to steering wheel Screwdriver bit	*BA91.60-P-1001-01J *BA91.60-P-1007-01G *126589001000
5		Remove driver airbag (1) from steering wheel (2) until electrical connectors (5) are accessible		

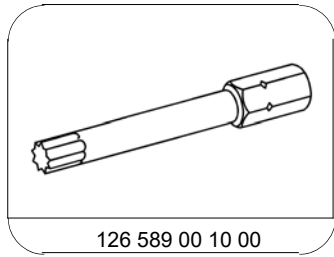
6	Release and disconnect electrical connectors (4)	Model 219.3 up to 3/2/08 with code 443 (Steering wheel heater) except code 809 (Model year 2009)	
7	Unclip lock tabs (3) and disconnect electrical connectors (5)	 Removal lever	*203589043300
8	Remove driver airbag (1) from steering wheel (2)		
9	Install in the reverse order		
	Check		
10	Check and erase vehicle fault memory using diagnostic system	When replacing the driver airbag (1).	
			AD00.00-P-2000-04A

 Airbag

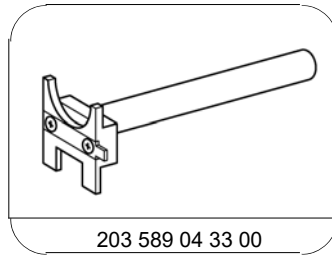
Number	Designation		MODEL 219.3 except CODE 494
BA91.60-P-1001-01J	Bolt, airbag to steering wheel	Nm	7

 Airbag

Number	Designation		MODEL 219.3 with CODE 494
BA91.60-P-1007-01G	Screw/bolt, airbag to steering wheel	Nm	7



Screwdriver bit



Removal lever