





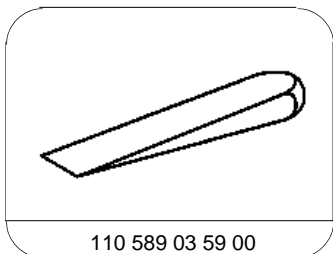
MODEL 211.2

- 1 Load compartment floor front section
- 2 Stowage compartment
- 3  Assembly wedge



P68.20-2831-06

	Remove/Install		
1	Remove stowage compartment (2) from load compartment.	 See Owner's Manual	
2	Unclip load compartment floor front section (1) with assembly wedge (3) and remove		<a href="https://www.mercedes-benz.com/110589035900">*110589035900</a>
3	Install in the reverse order		



110 589 03 59 00

Assembly wedge