


**MODEL** 211.0 /2 /6

- 1 Driver airbag unit
- 2 Steering wheel
- 3 Security catch
- 4 Electrical connectors

R12/13 Driver airbag ignition squib 1  
 R12/14 Driver airbag ignition squib 2



P91.60-2429-06

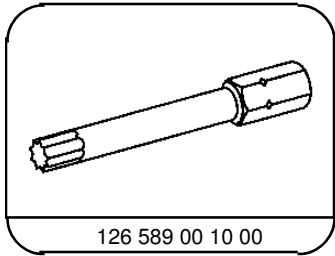
**Modification notes**

28.1.04	Disconnect/connect ground line on battery	
---------	---	--

	Remove/install		
	<b>Danger!</b>	<b>Risk of injury</b> caused by performing testing or repair work on airbag or emergency tensioning retractor units.	Store airbag units with deployment side facing up; do not expose to temperatures greater than 100 °C. When working on these units, disconnect the power supply.
		Notes on performing repair, body work and welding on vehicles with airbags and ETR units	AS91.00-Z-0001-01A AH91.00-P-0002-01M
		Assessment of airbag and belt tensioner units in accident vehicles	AH91.00-P-0006-01B
		Legal regulations on handling and storing airbags and emergency tensioning retractors	AH91.00-P-0004-01A
1	Position steering wheel adjustment towards rear	See Operator's Manual	
2	Insert screwdriver bit into the openings (arrows) at the back of the steering wheel (2) and unscrew the screws out of the driver airbag unit (1)	  	*126589001000  *BA91.60-P-1001-01A
3	Raise driver airbag unit (1) from steering wheel (2)		
4	Unclip lock tabs (3) and disconnect electrical connectors (4) for driver airbag squib 1 (R12/13) and driver airbag squib 2 (R12/14)	  <b>Installation:</b> the electrical connectors (4) must be heard to latch into place properly.	*203589043300
5	Detach connector for multifunction steering wheel		
6	Disconnect driver airbag unit (1) from steering wheel (2)	If the driver airbag unit (1) is replaced, the defective unit must be disposed of properly.	
		Notes on disposing of airbag and emergency tensioning retractor units	OS91.00-P-0001-01A
7	Install in the reverse order		
	8	Check restraint system using STAR DIAGNOSIS Connect STAR DIAGNOSIS and read out fault memory	AD00.00-P-2000-04A

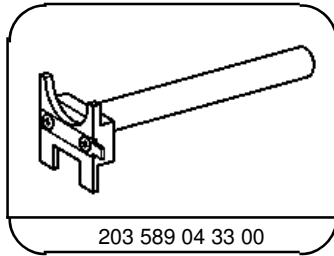
**Nm Airbag**

Number	Designation		Model 211.0	Model 211.2	Model 211.6
BA91.60-P-1001-01A	Bolt, airbag to steering wheel	Nm	8	8	8



126 589 00 10 00

Screwdriver bit



203 589 04 33 00

Removal lever

**Commercially available tools**

Number	Designation	
WH58.30-Z-1048-13A	STAR DIAGNOSIS diagnosis system, Compact Passenger Car	6511 1801 00