








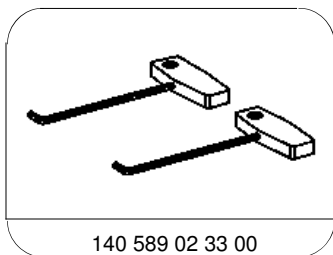
## MODELS 211.2

- 1 Cover
- 2 Head rest guide
- 3 Catch lug
- 4  Pulling hook



P91.16-2336-06

	Remove/Install		
1	Remove rear head restraint		
2	Unclip cover (1) with suitable screwdriver	 Carefully unclip cover (1), ensuring that cover (1) and rear seat backrest upholstery are not damaged.	
3	Insert pulling hook (4) between rear seat backrest upholstery and head restraint guide (2) (arrows) and release head restraint guide (2) at the catch lugs (3)		*140589023300
4	Pull head restraint guide (2) up and out with the aid of the pulling hooks (4)	 Note the installation position of head restraint guide (2). 	*140589023300
5	Install in the reverse order		



140 589 02 33 00

Pulling hook