

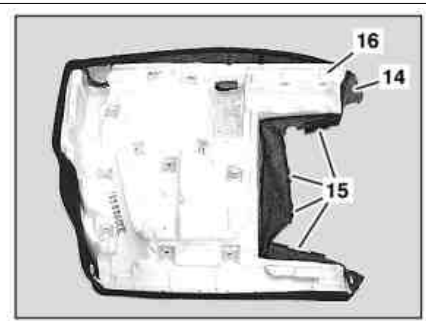
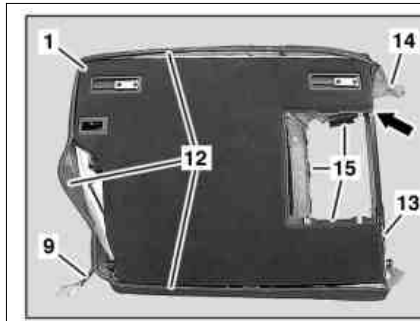
P91.12-2564-09

- 1 Rear seat backrest  
2 Lining  
3 Bolts  
4 Paneling

- 5 Paneling  
6 Catch lug  
7 Cover  
8 Catch lug

- 9 Electrical wiring  
10 Belt guide cover  
11 Cover for release

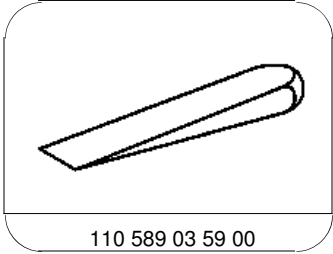
- 1 Rear seat backrest  
9 Electrical wiring  
12 Terminal strip  
13 Lining  
14 Upholstery  
15 Terminal strip  
16 Cushion



P91.12-2563-04

|    | Remove/Install  |  |                  |
|----|---|--|------------------|
| 1  | Remove rear head restraint  | See Operating Instructions   |                  |
| 2  | Remove split rear backrest armrest  |  | AR91.12-P-1750T  |
| 3  | Remove headrest guides from rear left seat backrest (1)                                     |  | AR91.16-P-1775T  |
| 4  | Remove rear left seat backrest (1)  |  | AR91.12-P-1620TB |
| 5  | Fold lining (2) at top and bottom and undo screws beneath (3)                               |  |                  |
| 6  | Unclip paneling (4) using mounting wedge (arrow) and remove                                 |  | *110589035900    |
| 7  | Undo paneling (5) at center armrest fixture and remove upwards                              | <b>Installation:</b> Ensure that locking tab (6) is seated properly on the backrest frame. |                  |
| 8  | Remove covering (7) by applying a suitable screwdriver to the locking tab (8)               | <b>Installation:</b> Ensure cover (7) is correctly seated.                                 |                  |
| 9  | Remove cover (7) and route over electrical lines (9)  |  |                  |
| 10 | Unclip cover for belt guide (10) and cover for release (11) using mounting wedge and remove |  | *110589035900    |
| 11 | Unclip terminal strip (12) all-round the backrest frame                                     |  |                  |

|      |   |                                     |                 |
|------|---|-------------------------------------|-----------------|
| 12   | Fold lining (13) (arrow) and the upholstery (14) underneath   |                                     |                 |
| 13   | Unhook terminal strip (15) in area of armrest   |                                     |                 |
| 14   | Remove upholstery (16) of rear seat backrest (1) with lining (14) and lead out the electrical lines (9) |                                     |                 |
| 15.1 | Remove upholstery (14) on rear seat backrest (1)  | Only when replacing upholstery (16) | AR91.18-P-1870T |
| 16   | Install in the reverse order  |                                     |                 |



110 589 03 59 00

Assembly wedge