



P91.12-2567-09

- 1 Left rear seat backrest
- 2 Right rear seat backrest
- 3 Screw
- 4 Center belt end fitting
- 5 Panel

- 6  Assembly wedge
- 7 Bolts
- 8 Outer pivot bearing for rear seat backrest
- 9 Electrical connectors
- 10 Pneumatic connection

- 11 Cover
- 12 Snap-in lug
- 13 Screw



P91.12-2566-07







14 Bearing journal

15 Bow

16 Bearing bracket in center

**Modification notes**

28.1.04	Disconnect ground cable on battery, connect		
---------	---	--	--

	Remove/Install		
1	Remove rear seat cushion		AR91.12-P-1020TB
2.1	Undo screw (3) and remove center belt end fitting (4)	Only where left rear seat backrest is removed (1). 	*BA91.40-P-1012-01A
3	Release the right rear seat backrest (2) and the left rear seat backrest (1) and fold them forward	 See Operating Instructions	
4	Remove luggage compartment cover	 See Operating Instructions	
5	Using a mounting wedge (6), unclip paneling (5) and remove		*110589035900
6	Unscrew bolts (7)		*BA91.12-P-1010-02A
7	Press the outer pivot bearing for rear seat backrest (8) out in the direction indicated by		

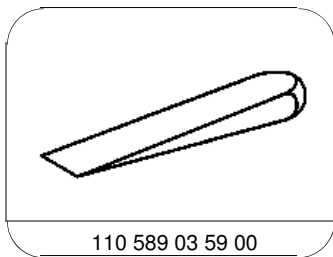
8	Unplug electrical connectors (9) and the pneumatic connection (10)		
9	Loosen the cover (11) at the engagement lugs (12) (arrows) and remove it from the center bearing bracket (16)		
10	Unscrew bolt (13).	Nm	*BA91.12-P-1012-02A
11	Fold up bracket (15) on center bearing bracket (16) and mark the installation position of the journals (14) relative to the center bearing bracket (16)		
12	Remove left rear seat backrest (1) or right rear seat backrest (2)	<b>i</b> <b>Installation:</b> Using the markings made before removal, align the journals (14) relative to the center bearing bracket (16).	
13	Install in the reverse order		
14	Check the automatic fold-down function of the rear head restraints, and correct the installation position of the journals (14) if necessary.		

#### **Nm** Rear seat backrest

Number	Designation		Model Series 211.2
BA91.12-P-1010-02A	Bolts of pivot bearing of outer rear seat backrest to longitudinal member	Nm	20
BA91.12-P-1012-02A	Bolt of bow to bearing bracket	Nm	8

#### **Nm** Seat belts/emergency tensioning retractors

Number	Designation		Model 211.2
BA91.40-P-1012-01A	Bolt, belt end fitting to vehicle floor	Nm	32



110 589 03 59 00

Mounting wedge