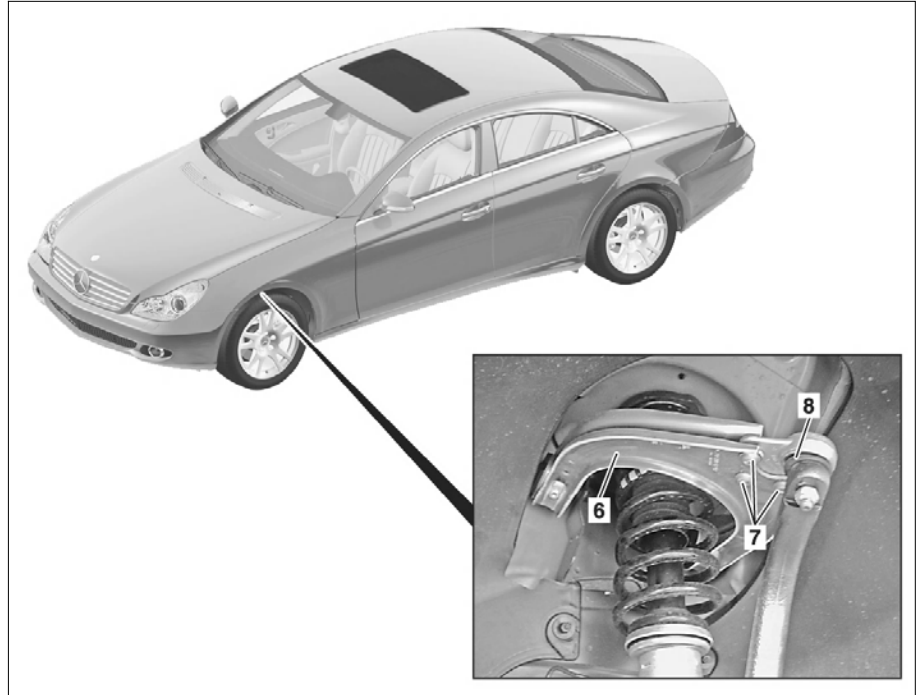


MODEL 211 (except 211.08 /09 /28 /29)
 MODEL 219, 230
 MODEL 230 except CODE (P99) "AMG Black Series" special model

- 6 Upper transverse control arm
- 7 Bolts
- 8 Follower joint



P33.20-2183-06

Modification notes

9.8.08	SWZ 140 589 00 33 00 for prying off upper ball joint added	Step 3	AR33.20-P-0500-01N
--------	--	--------	--------------------

	Remove/install		
1 AP AP	Remove front wheel Remove/install wheels	Model 219 Model 211, 230	AP40.10-P-4050TX AP40.10-P-4050Z
2	Pry follower joint (8) off steering knuckle	Model 219 Model 211, 230 	AR33.20-P-0500-01TX *BA33.20-P-1008-01K AR33.20-P-0500-01N *BA33.20-P-1018-01A *BA33.20-P-1009-01K *210589046300 *202589023300 *140589003300
3	Remove bolts (7)	 	*BA33.20-P-1009-01K *BA33.20-P-1019-01A
4	Remove follower joint (8) from upper transverse control arm (6)	Installation: Press follower joint (8) all the way in the upper transverse control arm (6).	
5	Install in the reverse order	Use bolts and nuts from repair kit. Chassis alignment is not necessary.	

Wheel location, hub

Number	Designation			Model 211 except 211.08/09/28/29	Model 230 except code P99
BA33.20-P-1019-01A	Nut, follower joint to upper transverse control arm	Stage 1	Nm	20	20

		Stage 2	∠°	45	45
--	--	---------	----	----	----

Nm Wheel location, hub

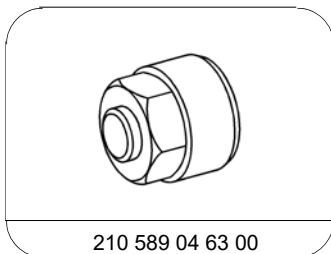
Number	Designation			Model 219.3
BA33.20-P-1009-01K	Nut, follower joint to upper transverse control arm	Stage 1	Nm	20
		Stage 2	∠°	45

Nm Wheel location, hub

Number	Designation			Model 211 except 211.08/09/ 28/29	Model 230 except code P99
BA33.20-P-1018-01A	Self-locking nut, upper wishbone follower joint to steering knuckle	Stage 1	Nm	20	20
		Stage 2	∠°	90	90

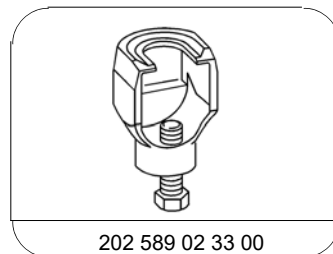
Nm Wheel location, hub

Number	Designation			Model 219.3
BA33.20-P-1008-01K	Self-locking nut, upper wishbone follower joint to steering knuckle	Stage 1	Nm	20
		Stage 2	∠°	90



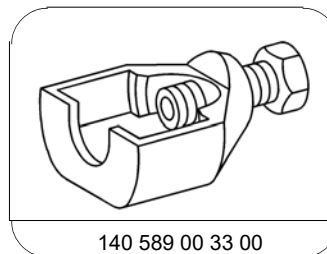
210 589 04 63 00

Thrust washer M 10x1.5



202 589 02 33 00

Puller



140 589 00 33 00

Puller