







- ENGINE 112.910 in MODEL 202.026 /086
- ENGINE 112.920 in MODEL 202.029 /089
- ENGINE 112.921 in MODEL 210.063 /081 /263 /281
- ENGINE 112.922 in MODEL 220.063
- ENGINE 112.923 in MODEL 129.059
- ENGINE 112.940 in MODEL 208.365 /465
- ENGINE 112.941 in MODEL 210.065 /082 /265 /282
- ENGINE 112.942 in MODEL 163.154
- ENGINE 112.943 in MODEL 129.064
- ENGINE 112.944 in MODEL 220.065 /165
- ENGINE 113.940 in MODEL 210.070 /270
- ENGINE 113.941 in MODEL 220.070 /170
- ENGINE 113.960 in MODEL 215.375, 220.075 /175
- ENGINE 113.961 in MODEL 129.068
- ENGINE 112.945 in MODEL 463.209 /232 /233 /244 /245 /250
- ENGINE 113.944 in MODEL 202.033 /093
- ENGINE 113.980 in MODEL 210.074 /274
- ENGINE 113.943 in MODEL 208.370 /470
- ENGINE 113.984 in MODEL 208.374
- ENGINE 113.981 in MODEL 163.174
- ENGINE 112.912 in MODEL 203.061 /261, 209.361 /461
- ENGINE 112.946 in MODEL 203.064 /264
- ENGINE 112.947 in MODEL 170.465
- ENGINE 112.960 in MODEL 170.466
- ENGINE 113.942 in MODEL 163.172
- ENGINE 112.961 in MODEL 203.065 /265
- ENGINE 113.965 in MODEL 163.175
- ENGINE 113.963 in MODEL 230.475
- ENGINE 112.913 in MODEL 211.061 /261
- ENGINE 112.949 in MODEL 211.065 /265
- ENGINE 113.967 in MODEL 211.070 /270
- ENGINE 113.962 in MODEL 463.206 /240 /241 /247 /248 /249 /254
- ENGINE 113.982 in MODEL 463.243 /246
- ENGINE 112.955 in MODEL 209.365 /465
- ENGINE 112.916 in MODEL 203.081 /281
- ENGINE 112.953 in MODEL 203.084 /284
- ENGINE 112.973 in MODEL 230.467
- ENGINE 112.972 in MODEL 220.067 /167
- ENGINE 112.970 in MODEL 163.157
- ENGINE 112.975 in MODEL 220.087 /187
- ENGINE 113.948 in MODEL 220.083 /183
- ENGINE 113.966 in MODEL 220.084 /184
- ENGINE 112.917 in MODEL 211.080 /280
- ENGINE 112.954 in MODEL 211.082 /282
- ENGINE 113.969 in MODEL 211.083 /283

Shown on ENGINE 113 in MODEL 220

L5 Crankshaft position sensor



1.1	Remove engine cover with integrated air filter	All except engine 112.960 in model 170.466, engine 112.961 in model 203.065 /265  Remove air filter housing by lifting vertically up and off the cylinder head covers.  Installation: Slightly moisten rubber retainers on cylinder head covers and sealing ring of hot film mass air flow sensor in the air filter housing with lubricating paste. Lubricant paste	*BR00.45-Z-1002-06A
1.2	Remove air filter housing	Engine 112.960 in model 170.466 Engine 112.961 in model 203.065 /265	AR09.10-P-1150SVK
2	Remove crankshaft position sensor (L5)		*BA15.10-P-1001-03A
3	Install in the reverse order		
4	Perform default initialization.  AD Connect STAR DIAGNOSIS and read out fault memory	After replacing crankshaft position sensor (L5).  Connect STAR-DIAGNOSIS and select menu item for control unit adaptations in ME control unit.	AD00.00-P-2000-04A

 **Position sensor**

Number	Designation	Engine		
		112.910/911/ 912/913/914/ 915/916/917/ 920/921/922/ 923/940/941/ 942/943/944/ 945/946/947/ 949/951/953/ 954/955/960/ 961/970/972/ 973/975/976	113.940/941/ 942/943/944/ 948/960/961/ 962/963/964/ 965/966/967/ 968/969/971/ 980/981/982/ 984/986/992/ 993/995	
BA15.10-P-1001-03A	Crankshaft position sensor to engine block	Nm	8	8

Repair materials

Number	Designation	Order number
BR00.45-Z-1002-06A	Lubricant paste	A 000 989 01 60