
































P91.60-3177-79

- |       |                                     |       |  |      |                                      |
|-------|-------------------------------------|-------|--|------|--------------------------------------|
| A1    | Instrument cluster                  | B48/1 | Driver-side frontal acceleration sensor    | E4e7 | Inner right turn signal lamp         |
| A1e15 | Airbag indicator and warning lamp   | B48/2 | Passenger-side frontal acceleration sensor | E6/5 | Left outside mirror turn signal lamp |
| A53/1 | Driver sidebag and windowbag sensor |       |  | E6/6 | Right outside mirror turn signal     |

A54/1	Passenger-side sidebag and windowbag sensor	B48/11	Left front WSS (Weight Sensing System) sensor (for  as from 19.2.04)	M14/5	Right front door CL [ZV] motor
B41/1	Front passenger seat occupied recognition sensor (not  , and as from 1.6.05 without code (U18) Automatic child seat recognition (ACSR) [AKSE])	B48/12	Right front WSS (Weight Sensing System) sensor (for  as from 19.2.04)	M14/6	Left front door CL [ZV] motor
B48	Front passenger seat occupied and child seat recognition sensor (up to 18.2.04 for  , up to 31.5.05 without  , as from 1.6.05 with code (U18) Automatic child seat recognition (ACSR) [AKSE])	B48/13	Left rear WSS (Weight Sensing System) sensor (for  as from 19.2.04)	M14/8	Left rear door CL [ZV] motor
		B48/14	Right rear WSS (Weight Sensing System) sensor (for  as from 19.2.04)	M14/9	Right rear door CL [ZV] motor
		E1e5	Left turn signal lamp	N2/7	Restraint systems control unit
		E2e5	Right turn signal lamp	N2/13	WSS (Weight Sensing System) control unit (for  as from 19.2.04)
		E3e1	Outer left turn signal lamp	N3/9	CDI control unit (with diesel engines)
		E3e7	Inner left turn signal lamp	N3/10	ME-SFI control unit (with gasoline engines)
		E4e1	Outer right turn signal lamp	N10/1	Driver-side SAM control unit with fuse and relay module
				N10/2	Rear SAM control unit with fuse and relay module
				N10/11	Passenger-side SAM control unit
				N69/1	Door control unit front left
N69/2	Door control unit front right	R12/6	Left rear ETR squib	R12/27	Driver belt force limiter (up to 31.5.06 (not  or  ) or up to 30.6.06 (only  or 
N69/3	Door control unit rear left	R12/7	Right rear ETR squib	R46	Driver buckle emergency tensioning retractor squib (as from 1.6.06 (not  or  ) or as from 1.7.06 (only  or 
N69/4	Door control unit rear right	R12/9	Driver sidebag squib	R46/1	Front passenger buckle emergency tensioning retractor squib (as from 1.6.06 (not  or  ) or as from 1.7.06 (only  or 
N72/1	Upper control panel control unit	R12/10	Front passenger sidebag squib	S68/3	Driver seat belt buckle restraint systems switch
N72/1e1	Automatic child seat recognition airbag OFF indicator lamp	R12/11	Left rear sidebag squib (with code (293) Left and right rear sidebag)	S68/4	Front passenger seat belt buckle restraint systems switch
N73	EIS [EZS] control unit	R12/12	Right rear sidebag squib (with code (293) Left and right rear sidebag)		
N93	Central gateway control unit	R12/13	Driver airbag ignition squib 1		
N123/4	Emergency call system control unit (only  )	R12/14	Driver airbag ignition squib 2		
R12/1	Driver emergency tensioning retractor squib (up to 31.5.06 (not  or  ) or up to 30.6.06 (only  or  <td>R12/16</td> <td>Left front windowbag squib</td> <td></td> <td></td>	R12/16	Left front windowbag squib		
R12/2	Front passenger emergency tensioning retractor squib (up to 31.5.06 (not  or  ) or up to 30.6.06 (only  or  <td>R12/17</td> <td>Right front windowbag squib</td> <td></td> <td></td>	R12/17	Right front windowbag squib		
		R12/26	Front passenger belt force limiter (up to 31.5.06 (not  or  ) or up to 30.6.06 (only  or  <td></td> <td></td>		

*R12/4 Front passenger airbag squib 1*

*R12/5 Passenger airbag squib 2*

*CAN-B Controller Area Network bus  
class B (interior compartment)  
(CAN-B)*

*CAN-C Controller Area Network bus,  
class C (engine compartment)  
(CAN-C)*