

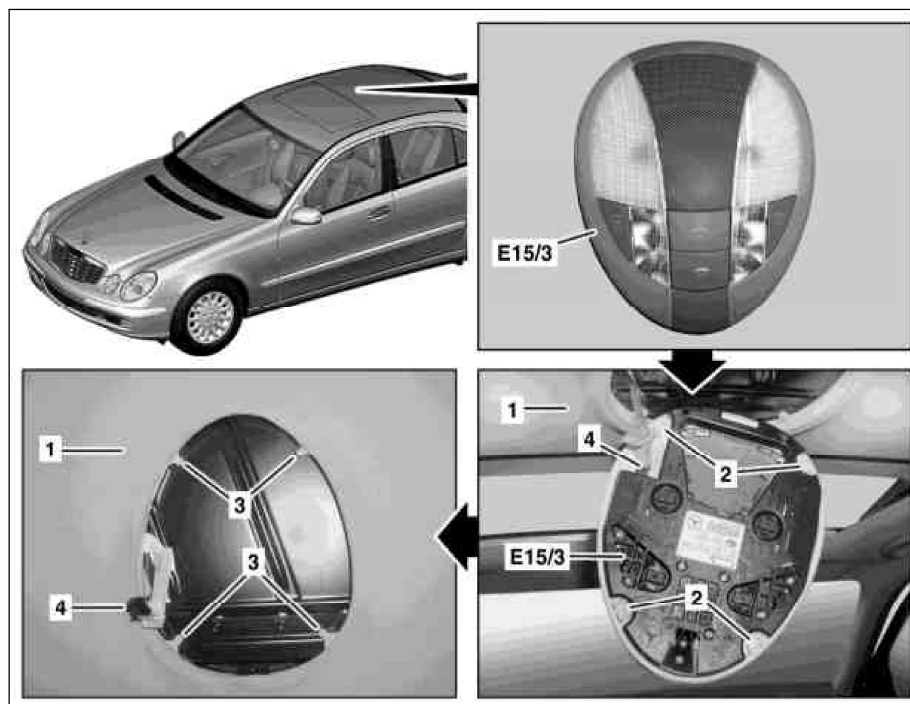
MODEL 211.0 except CODE (413) Panoramic sliding roof

MODEL 211.2/ 6

Shown on model 211.0

- 1 Headliner
- 2 Catch hook
- 3 Pin
- 4 Electrical connector



E15/3 Rear interior lamp




P82.20-2390-06

#### Modification notes

3.3.06	Disconnect ground cable of battery deleted	Step 1	
--------	--	--------	--

 	Remove/install		
1.1	Switch off the ignition and remove the transmitter key from the EIS control unit	On vehicles without code (889) Keyless Go	
1.2	Switch off ignition, remove transmitter key from transmission range of vehicle	On vehicles with code (889) Keyless Go	
2	Remove rear interior lamp (E15/3) using mounting wedge from headliner (1)	<ul style="list-style-type: none"> <li>⚠ Remove rear interior lamp (E15/3) carefully, as ribbon cable may be damaged.</li> <li>🔧</li> <li><b>i</b> <b>Installation:</b> make sure that the catch hook (2) latches into the notch (3).</li> </ul>	*110589035900
3	Disconnect electrical connector (4) and remove rear interior lamp (E15/3)	⚠ Carefully disconnect electrical connector (4) as ribbon cable could be damaged.	
4	Install in the reverse order		



110 589 03 59 00

Wedge tool

