


MODEL 211.0/ 2/ 6

- 1 Ashtray
 2 Center console cover
 3 Electrical connector
 4 Electrical connector

N103 Interior module Keyless Go control unit (with code (889) Keyless Go)



R3 Illuminated cigar lighter



P68.20-2613-06

Modification notes

5.7.06	"Disconnect/connect battery ground line" removed		
--------	--	--	--

	Remove/install		
1.1	Move gearshift lever to furthest position to the rear	On vehicles without code (423a) Automatic 5-speed transmission (NAG)	
1.2	Move selector lever to position "D"	On vehicles with code (423a) Automatic 5-speed transmission (NAG)	
2	Open ashtray (1)		
3	Unclip center console cover (2) in the direction of the arrow out of center console		
4	Pull ashtray (1) out of center console until electrical connectors (3, 4) are accessible.	 Electrical connectors (3) only on vehicles with code (889) Keyless Go.	
5.1	Disconnect electrical connector (3)	On vehicles with code (889) Keyless go	
6	Disconnect electrical connector (4) at illuminated cigar lighter (R3) and remove ashtray (1)		
7.1	Unclip interior compartment module Keyless go control unit (N103) from ashtray (1)	On vehicles with code (889) Keyless go	
8	Install in the reverse order		