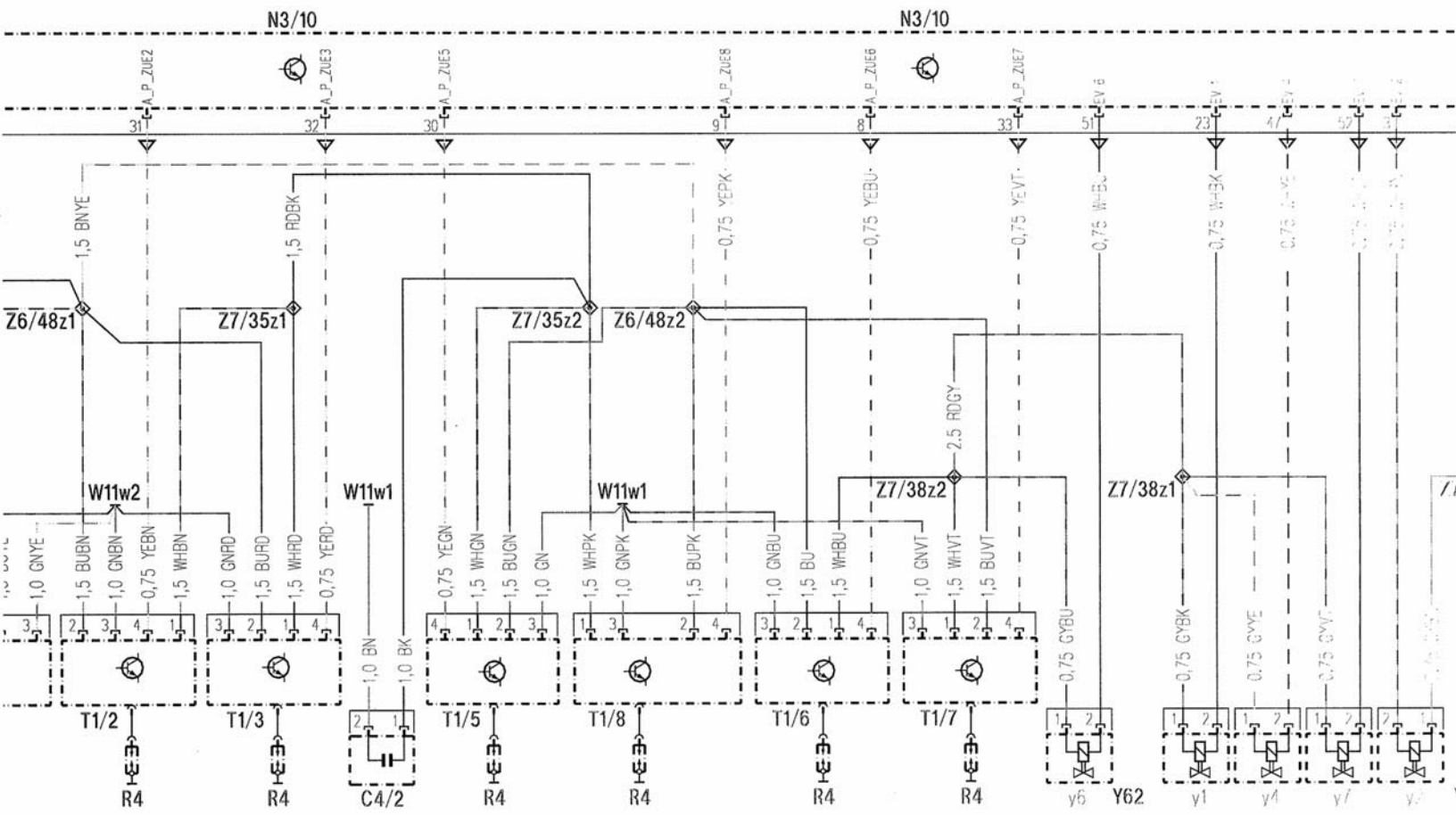
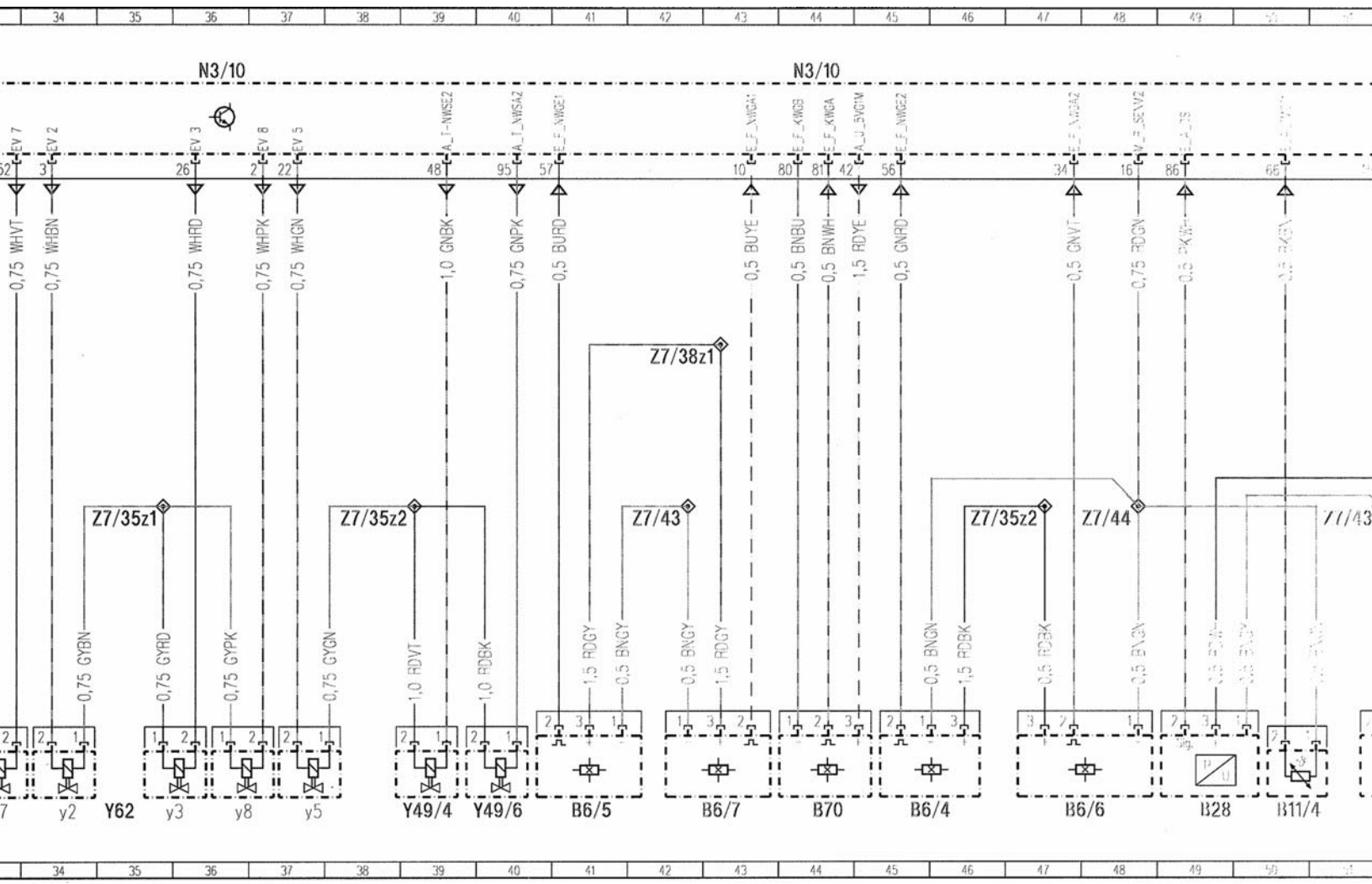
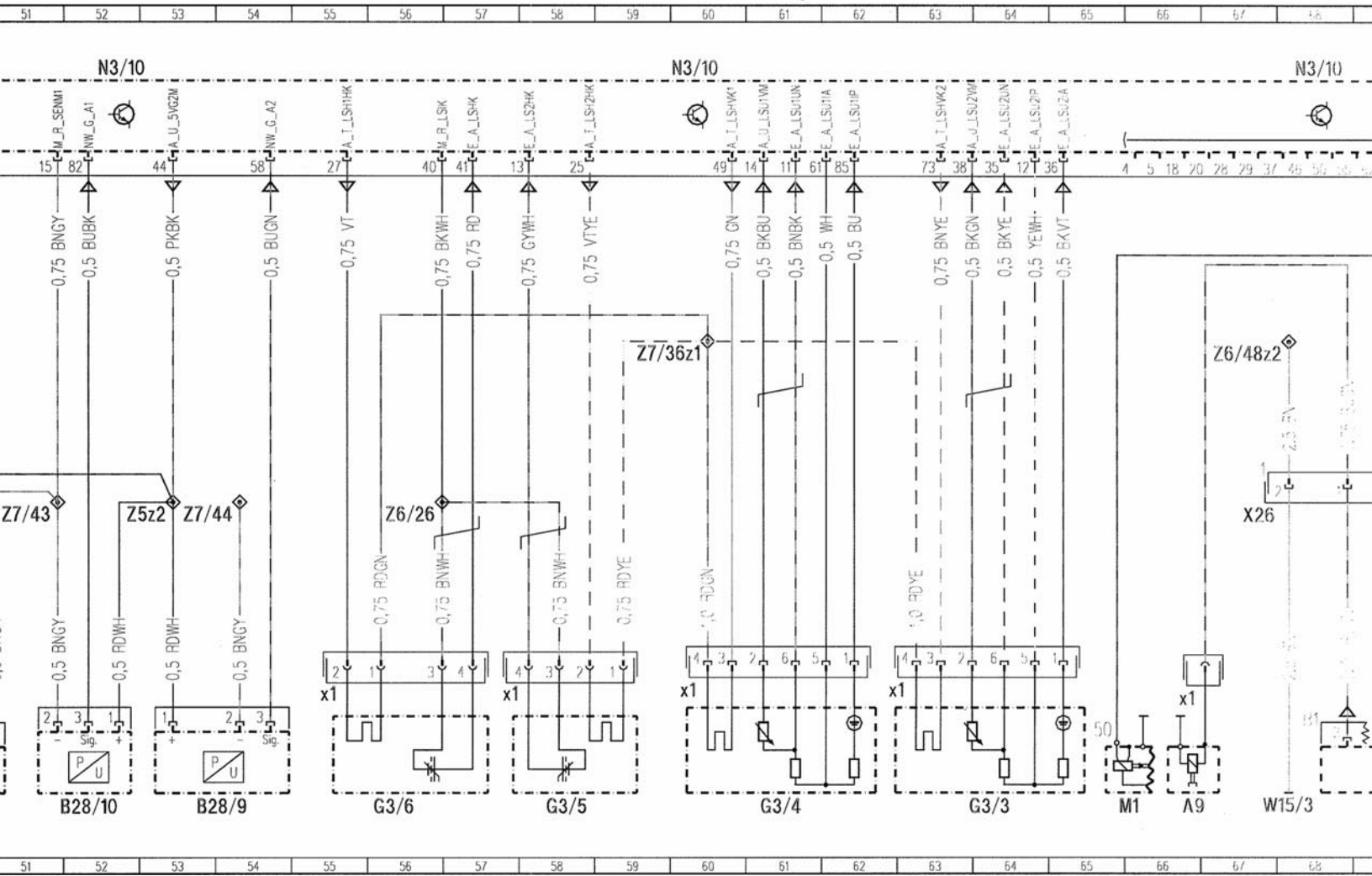


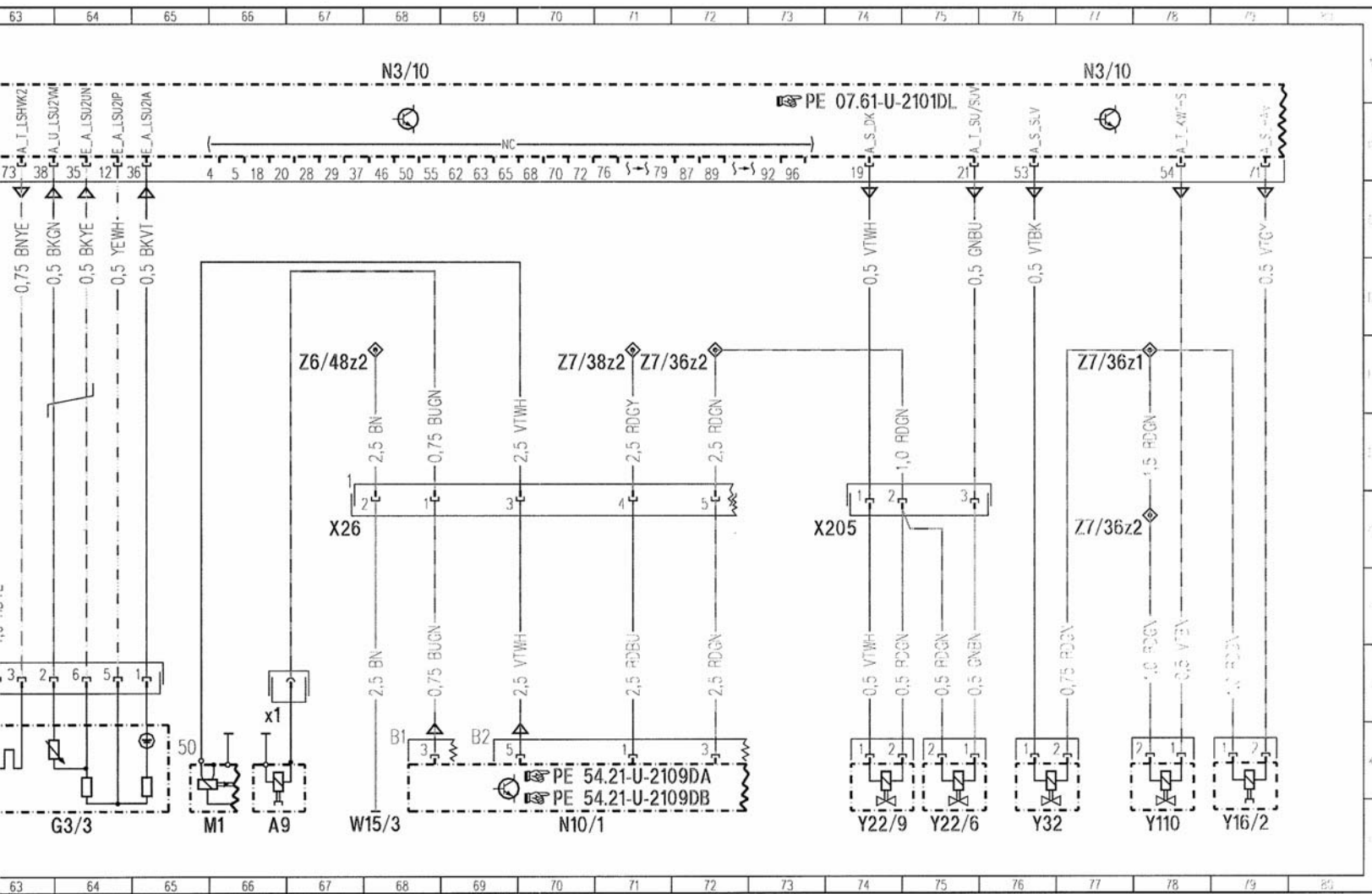
17 18 19 20 21 22 23 24 25 26 27 28 29 30 31 32 33 34



17 18 19 20 21 22 23 24 25 26 27 28 29 30 31 32 33 34







Item	Designation
<u>A9</u>	AC compressor
<u>A9x1</u>	AC compressor connector
<u>A16/1</u>	Right knock sensor 1
<u>A16/2</u>	Left knock sensor 2
<u>B2/5</u>	Hot film MAF sensor
<u>B6/4</u>	Left intake camshaft Hall sensor
<u>B6/5</u>	Right intake camshaft Hall sensor
<u>B6/6</u>	Left exhaust camshaft Hall sensor
<u>B6/7</u>	Right exhaust camshaft Hall sensor
<u>B11/4</u>	Coolant temperature sensor
<u>B28</u>	Pressure sensor
<u>B28/9</u>	Left intake manifold tumble flap position sensor
<u>B28/10</u>	Right intake manifold tumble flap position sensor
<u>B70</u>	Crankshaft Hall sensor
<u>C4/1</u>	Radio interference suppression capacitor 1
<u>C4/2</u>	Radio interference suppression capacitor 2
<u>G2</u>	Generator
<u>G3/3</u>	Left O2 sensor upstream TWC [KAT]
<u>G3/3x1</u>	Left O2 sensor upstream TWC [KAT] connector
<u>G3/4</u>	Right O2 sensor upstream TWC [KAT]
<u>G3/4x1</u>	Right O2 sensor upstream TWC [KAT] connector
<u>G3/5</u>	Left O2 sensor downstream TWC [KAT]
<u>G3/5x1</u>	Left O2 sensor downstream TWC [KAT] connector
<u>G3/6</u>	Right O2 sensor downstream TWC [KAT]
<u>G3/6x1</u>	Right O2 sensor downstream TWC [KAT] connector
<u>M1</u>	Starter
<u>M16/6</u>	Throttle valve actuator
<u>M16/6m1</u>	Actuator motor
<u>M16/6r1</u>	Throttle valve actual value potentiometer
<u>M16/6r2</u>	Drive actual value potentiometer
<u>M16/6r3</u>	Actual value potentiometer (sliding contact 1)
<u>M16/6r4</u>	Actual value potentiometer (sliding contact 2)
<u>N3/10</u>	ME-SFI [ME] control module
<u>N10/1</u>	Driver-side SAM control module with fuse and relay module
<u>R4</u>	Spark plugs

<u>S43</u>	Oil level switch
<u>T1/1</u>	Cylinder 1 ignition coil
<u>T1/2</u>	Cylinder 2 ignition coil
<u>T1/3</u>	Cylinder 3 ignition coil
<u>T1/4</u>	Cylinder 4 ignition coil
<u>T1/5</u>	Cylinder 5 ignition coil
<u>T1/6</u>	Cylinder 6 ignition coil
<u>T1/7</u>	Cylinder 7 ignition coil
<u>T1/8</u>	Cylinder 8 ignition coil
<u>W11w1</u>	Ground (engine - electrical line connected), left cylinder bank
<u>W11w2</u>	Ground (engine - electrical line connected), right cylinder bank
<u>W15/3</u>	Ground (electronics)
<u>X26</u>	Interior and engine wiring harness connector
<u>X205</u>	Tumble flap/variable intake manifold switchover valves connector
<u>Y16/2</u>	Heating system shutoff valve
<u>Y22/6</u>	Variable intake manifold switchover valve
<u>Y22/9</u>	Intake manifold tumble flap switchover valve
<u>Y32</u>	Air pump switchover valve
<u>Y49/4</u>	Left camshaft intake solenoid
<u>Y49/5</u>	Right camshaft intake solenoid
<u>Y49/6</u>	Left camshaft exhaust solenoid
<u>Y49/7</u>	Right camshaft exhaust solenoid
<u>Y62</u>	Injectors (LH-SFI, HFM-SFI, PEC [LH, HFM, PMS])
<u>Y62y1</u>	Fuel injector cylinder 1
<u>Y62y2</u>	Fuel injector cylinder 2
<u>Y62y3</u>	Fuel injector cylinder 3
<u>Y62y4</u>	Fuel injector cylinder 4
<u>Y62y5</u>	Fuel injector cylinder 5
<u>Y62y6</u>	Fuel injector cylinder 6
<u>Y62y7</u>	Fuel injector cylinder 7
<u>Y62y8</u>	Fuel injector cylinder 8
<u>Y110</u>	Three-disk thermostat valve
<u>Z5z2</u>	Connector sleeve (solder joint in harness)
<u>Z6/26</u>	Sensor supply connector sleeve
<u>Z6/48z1</u>	Ground (W15/3) connector sleeve
<u>Z6/48z2</u>	Ground (W15/3) connector sleeve
<u>Z7/35z1</u>	Circuit 87 M1e connector sleeve

<u>Y110</u>	Three-disk thermostat valve
<u>Z7/35z2</u>	Circuit 87 M1e connector sleeve
<u>Z7/36z1</u>	Circuit 87M2e connector sleeve
<u>Z7/36z2</u>	Circuit 87M2e connector sleeve
<u>Z7/38z1</u>	Circuit 87 M1i connector sleeve
<u>Z7/38z2</u>	Circuit 87 M1i connector sleeve
<u>Z7/43</u>	Sensor ground connector sleeve
<u>Z7/44</u>	Sensor ground connector sleeve