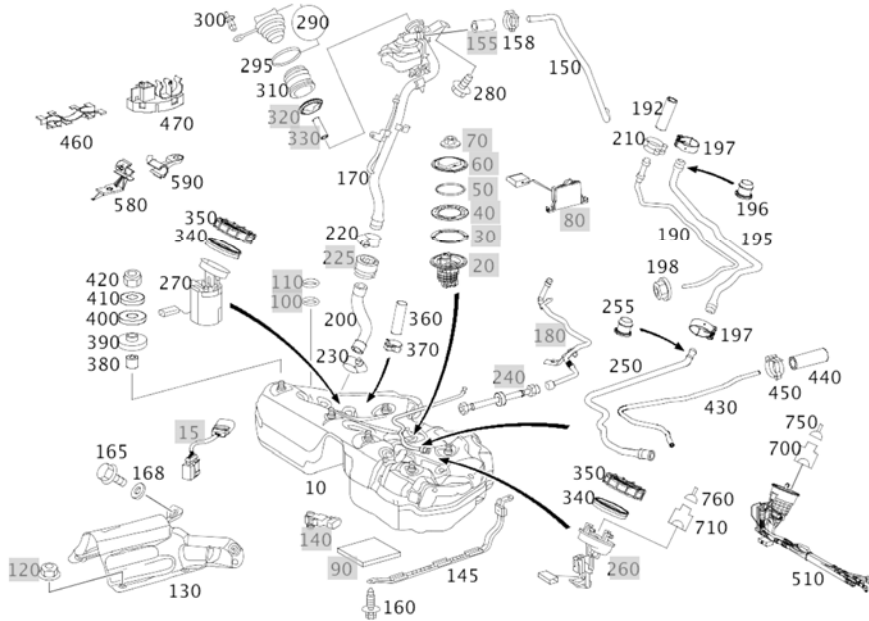


- Parts list -































| | | | |
|-------------------------|-------------------|--------------------|-------------------------------------|
| Mode | BM mode | BM overview | E 230 / E 250 JAPAN |
| VIN/mod. des. | WDB2110521B430579 | Catalog | 65H |
| VIN | WDBUF52X59B430579 | Group | 47 FUEL SYSTEM |
| Assortment class | PC | Sub-group | 015 FUEL TANK WITH DETACHABLE PARTS |
| Market | | | |












































Copyright 2020-08-30 Daimler AG

Image ID: drawing_B47015000234

| Item | Part number | Designation/additional information | Qty |
|------|-----------------|--|-----|
| 10 | A 211 470 40 01 | FUEL TANK 65L Replaced by: A 211 470 08 02 Code: M272+(M25/M30); | 1 |
| 10 | A 211 470 08 02 | FUEL TANK 65L Replaces: A2114704001 Code: M272+(M25/M30); Fault location 47001 | 1 |
| 10 | A 211 470 41 01 | FUEL TANK 80L Replaced by: A 211 470 06 02 Code: (M272+915)+-917; | 1 |
| 10 | A 211 470 06 02 | FUEL TANK 80L Replaced by: A 211 470 24 02 Replaces: A2114704101 Code: (M272+915)+-917; Fault location 47001 | 1 |
| 10 | A 211 470 24 02 | FUEL TANK 80L Replaces: A2114700602 Replaces: A2114704101 Code: (M272+915)+-917; Fault location 47001 | 1 |
| 130 | A 211 471 02 87 | COVER FUEL TANK BOTTOM SIDE Fault location 61209 | 1 |

| Item | Part number | Designation/additional information | Qty |
|------|--|--|-----|
| 145 | A 211 470 09 40 | TENSIONING STRAP TANK ATTACHMENT  Plant information  Fault location 47023 | 2 |
| 150 | A 211 476 70 26 | HOSE FILLER NECK TO CHARCOAL FILTER  Code: (M112/M113/M271/M272/M273/M156+M63)+-494; | 1 |
| 158 | A 006 997 18 90 | HOSE CLAMP HOSE TO ACTIVATED CHARCOAL FILTER; 13-14.5 MM  Code: (M112/M113/M272/M273/M274/M156+M63)+-494; | 1 |
| 160 | A 002 990 91 22  | SCREW ATTACHMENT STRAP M8X18 | 4 |
| 165 | A 001 984 63 29  | * HEXALOBULAR BOLT MOUNTING, COVER; 5X12 | 6 |
| 168 | N 000000 003895  | * WASHER MOUNTING, COVER | 6 |
| 170 | A 211 470 28 20 | FILLER NECK FUEL TANK  Code: M112/M113/M271/M272/M273/M274/M156+M63;  Fault location 47015 | 1 |
| 190 | A 211 476 42 01 | LINE SERVICE VENTILATION LINE BETWEEN FILLER NECK AND TANK, LEFT  Code: -917; | 1 |
| 190 | A 211 476 51 01  | LINE SERVICE VENT LINE BETWEEN FILLER NECK AND TANK, RIGHT  Code: -917; | 1 |
| 192 | N 916030 000527  | * HOSE TO LINE; 7.5X3 Replaced by: A 230 476 87 26  Code: -917;  [404] ORDER BY THE METER | NB |
| 192 | A 230 476 87 26  | * HOSE TO LINE; 7,3 X 3 MM Replaces: N916030000527  Code: -917;  [404] ORDER BY THE METER | NB |
| 195 | A 211 470 50 64  | BLEED LINE VENT LINE BETWEEN FILLER NECK AND TANK  Code: -917; | 1 |
| 196 | A 000 988 20 27  | * RETAINING GROMMET VENT LINE BETWEEN FILLER NECK AND TANK  Code: -917;  [402] NO LONGER AVAILABLE | 2 |
| 197 | A 000 995 89 10  | * HOSE CLAMP VENT LINE BETWEEN FILLER NECK AND TANK 26-29,5MM  Code: -917; | 2 |
| 198 | A 003 990 02 51 | SCREWED INSERT VENT LINE MOUNTING TO RIGHT REAR WHEELHOUSE  Code: -917; | 1 |
| 200 | A 211 476 89 26 | HOSE FILLER PIPE TO FUEL TANK  Code: -917; | 1 |
| 210 | A 006 997 18 90 | HOSE CLAMP SERVICE VENT LINE BETWEEN FILLER NECK AND TANK; 13-14.5 MM  Code: -917; | 4 |
| 210 | A 006 997 18 90 | HOSE CLAMP SERVICE VENTILATION LINE TO FILLER NECK; 13-14.5 MM  Code: -917; | 2 |
| 210 | A 006 997 18 90 | HOSE CLAMP SERVICE VENT LINE TO FUEL TANK; 13-14.5 MM | 2 |
| 220 | N 000000 002775 | CLAMP HOSE TO FILLER NECK; 60/13 MM  Code: -917; | 1 |

| Item | Part number | Designation/additional information | Qty |
|------|---|--|-----|
| 230 | N 000000 002775 | CLAMP HOSE TO FUEL TANK; 60/13 MM  Code: -917; | 1 |
| 250 | A 211 470 08 24  | SUCTION LINE REFUELLING VENT LINE TO FUEL TANK  Code: (M271/M272+(M25/M30)/M273/M156+M63)+-(494/835); | 1 |
| 255 | A 010 997 32 81  | * GROMMET DE-AERATION LINE  Code: ((M156/M271/M272/M273)+915)+-917; | 1 |
| 255 | A 000 988 20 27  | * RETAINING GROMMET DE-AERATION LINE  Code: M271/M272+(M25/M30);  [402] NO LONGER AVAILABLE | 1 |
| 270 | A 211 470 41 94 | AUXILIARY PUMP WITH FLUID LEVEL SENSOR  Code: (M112/M113+-M55/M271/M272)+-(917/M012)/(M271/M272+-M012/M273)+U51;  [697] PART IS ONLY OR ALSO SUPPLIED AS RECONDITIONED PART  Fault location 47080  Alternative parts are available | 1 |
| 280 | A 000 990 03 11 | COMBI-HEXAGON HEAD BOLT FILLER NECK TO SIDE PANEL; M6X18 | 3 |
| 290 | A 211 470 05 05  | FILLER CAP TANK FILLER NECK  Code: M112/M113/M271/M272/M273/M156+M63;  Fault location 47011 | 1 |
| 295 | A 168 471 04 79  | * SEAL FUEL FILLER CAP Replaced by: A 000 476 00 00  Fault location 47012 | 1 |
| 295 | A 000 476 00 00  | * PROFILE SEAL FUEL FILLER CAP Replaces: A1684710479  Fault location 47012 | 1 |
| 300 | A 001 990 23 92 | EXPANSION RIVET TANK LOCK FASTENING; 5.2 MM | 1 |
| 310 | A 203 997 14 81 | GROMMET SEAL FILLER NECK  Fault location 47020 | 1 |
| 340 | A 211 471 05 79 | SEALING RING DELIVERY UNIT AND MOUNTING PLATE TO FUEL TANK  Code: -917;  Fault location 47169 | 2 |
| 350 | A 001 990 80 54 | UNION NUT DELIVERY UNIT TO RESERVOIR  Code: -917;  Fault location 47161 | 2 |
| 360 | A 000 987 97 45 | PLUG TO HEATER BOOSTER NIPPLE  Code: -(228/917); | 1 |
| 370 | A 007 997 08 90 | HOSE CLAMP PLUG; 9 MM - 9.5 MM  Code: -228; | 1 |
| 380 | A 203 471 00 50 | BUSHING FUEL TANK MOUNTING | 1 |
| 390 | A 000 987 17 43 | RUBBER SLEEVE FUEL TANK MOUNTING | 1 |
| 400 | A 000 987 22 43 | RUBBER SLEEVE FUEL TANK MOUNTING | 1 |
| 410 | A 460 990 19 40 | WINDOW FUEL TANK MOUNTING | 1 |
| 420 | N 910113 008000 | HEXAGON NUT FUEL TANK MOUNTING; M8 | 1 |
| 430 | A 211 471 20 15 | BREATHER PIPE SERVICE VENT LINE TO FUEL TANK Replaced by: A 211 471 22 15  Code: -917; | 1 |

| Item | Part number | Designation/additional information | Qty |
|------|-----------------|---|-----|
| 430 | A 211 471 22 15 | VENT TUBE SERVICE VENT LINE TO FUEL TANK Replaces: A2114712015  Code: -917; | 1 |
| 440 | N 916030 000527 | HOSE BREATHER PIPE; 7.5X3 Replaced by: A 230 476 87 26  Code: -917;  [404] ORDER BY THE METER | NB |
| 440 | A 230 476 87 26 | HOSE 7,3 X 3 MM Replaces: N916030000527  Code: -917;  [404] ORDER BY THE METER | NB |
| 450 | A 006 997 18 90 | HOSE CLAMP LINE MOUNTING; 13-14.5 MM | 2 |
| 460 | A 211 471 01 41 | BRACKET ADAPTER:  Code: (M112/M272)+-917; | 1 |
| 470 | A 211 471 02 41 | BRACKET ADAPTER:  Code: M113/M272; | 1 |
| 510 | A 211 470 14 41 | MOUNTING PLATE WITH FUEL LEVEL SENSOR & INTEGRATED FUEL FILTER Replaced by: A 211 470 39 94 +1 A2114710241 BRACKET  Code: (M112/M113+-M001/M271/M272+-M012)+-494; | 1 |
| 510 | A 211 470 39 94 | FUEL DELIVERY MODULE WITH FUEL LEVEL SENSOR & INTEGRATED FUEL FILTER Replaces: A2114701441 +1 A2114710241  Code: (M112/M113+-M001/M271/M272+-M012)+-494;  [697] PART IS ONLY OR ALSO SUPPLIED AS RECONDITIONED PART  Fault location 09001  Alternative parts are available | 1 |
| 580 | A 211 471 03 41 | BRACKET DE-AERATION LINE | 1 |
| 590 | A 211 471 04 41 | BRACKET BREATHER LINE TO SIDE MEMBER | 1 |
| 700 | A 013 545 19 26 | CONTACT SOCKET PRESSURE SENDING UNIT, TANK B4/3; 3-PIN MINI MIC  Code: M272; | 1 |
| 700 | A 220 545 39 28 | RECEPTACLE HOUSING FUEL PUMP UNIT, LEFT N118/3; 4-PIN SLK2.8 | 1 |
| 700 | A 220 545 39 28 | RECEPTACLE HOUSING FUEL PUMP UNIT, RIGHT N118/4; 4-PIN SLK2.8 | 1 |
| 710 | A 211 545 11 28 | PLUG PLUG CONNECTION FOR FUEL PUMP WIRING HARNESS X36/3; 5-PIN SLK2.8 | 1 |
| 710 | A 002 540 75 81 | SOCKET FUEL PUMP UNIT, LEFT N118/3; 8-PIN MQS | 1 |
| 710 | A 002 540 75 81 | SOCKET FUEL PUMP UNIT, RIGHT N118/4; 8-PIN MQS | 1 |
| 750 | A 013 545 16 26 | CONTACT SOCKET 1.5-2.5 MM2 SLK2.8 | NB |
| 750 | A 018 545 77 26 | CONTACT SPRING 0.35-0.5 MM2 MINI MIC  Code: M272; | NB |

| Item | Part number | Designation/additional information | Qty |
|------|-----------------|--|-----|
| 750 | A 000 540 24 05 | ELECTRIC LINE 0.75 MM2 MQS [T774] CONNECTORS MUST ALSO BE ORDERED IN ACC. WITH THE TOTAL CABLE C ROSS-SECTION TO BE CONNECTED. SEE WIS FOR REPAIR INSTRUCTIONS. ===== SOLDER CONNECTOR SLEEVES: TOTAL WIRE CROSS- SECTION: A 001 546 99 41 GREEN 0.7 - 2.4 MM2 A 002 546 00 41 RED 2.0 - 4.0 MM2 A 002 546 01 41 BLUE 3.5 - 8.0 MM2 A 002 546 11 41 YELLOW 7.5 - 12.0 MM2 BUTT JOINT: A 002 546 13 41 0.5 MM2 A 002 546 14 41 0.8 MM2 A 002 546 15 41 1.3 MM2 A 002 546 16 41 2.0 MM2 ===== | NB |
| 750 | A 000 545 72 80 | CORE BUNDLE SEALING 1.2-2.0 MM MINI MIC Code: M272; | NB |
| 760 | A 016 545 41 26 | CONTACT SOCKET 0.25-0.5 MM2 MQS | NB |
| 760 | A 000 540 38 05 | ELECTRIC LINE 0.75 MM2 SLK2.8 [T774] CONNECTORS MUST ALSO BE ORDERED IN ACC. WITH THE TOTAL CABLE C ROSS-SECTION TO BE CONNECTED. SEE WIS FOR REPAIR INSTRUCTIONS. ===== SOLDER CONNECTOR SLEEVES: TOTAL WIRE CROSS- SECTION: A 001 546 99 41 GREEN 0.7 - 2.4 MM2 A 002 546 00 41 RED 2.0 - 4.0 MM2 A 002 546 01 41 BLUE 3.5 - 8.0 MM2 A 002 546 11 41 YELLOW 7.5 - 12.0 MM2 BUTT JOINT: A 002 546 13 41 0.5 MM2 A 002 546 14 41 0.8 MM2 A 002 546 15 41 1.3 MM2 A 002 546 16 41 2.0 MM2 ===== | NB |
| 760 | A 000 540 39 05 | ELECTRICAL LINE 1.5 MM2 SLK2.8 [T774] CONNECTORS MUST ALSO BE ORDERED IN ACC. WITH THE TOTAL CABLE C ROSS-SECTION TO BE CONNECTED. SEE WIS FOR REPAIR INSTRUCTIONS. ===== SOLDER CONNECTOR SLEEVES: TOTAL WIRE CROSS- SECTION: A 001 546 99 41 GREEN 0.7 - 2.4 MM2 A 002 546 00 41 RED 2.0 - 4.0 MM2 A 002 546 01 41 BLUE 3.5 - 8.0 MM2 A 002 546 11 41 YELLOW 7.5 - 12.0 MM2 BUTT JOINT: A 002 546 13 41 0.5 MM2 A 002 546 14 41 0.8 MM2 A 002 546 15 41 1.3 MM2 A 002 546 16 41 2.0 MM2 ===== | NB |
| 760 | A 000 540 40 05 | ELECTRIC LINE 2.5 MM2 SLK [T774] CONNECTORS MUST ALSO BE ORDERED IN ACC. WITH THE TOTAL CABLE C ROSS-SECTION TO BE CONNECTED. SEE WIS FOR REPAIR INSTRUCTIONS. ===== SOLDER CONNECTOR SLEEVES: TOTAL WIRE CROSS- SECTION: A 001 546 99 41 GREEN 0.7 - 2.4 MM2 A 002 546 00 41 RED 2.0 - 4.0 MM2 A 002 546 01 41 BLUE 3.5 - 8.0 MM2 A 002 546 11 41 YELLOW 7.5 - 12.0 MM2 BUTT JOINT: A 002 546 13 41 0.5 MM2 A 002 546 14 41 0.8 MM2 A 002 546 15 41 1.3 MM2 A 002 546 16 41 2.0 MM2 ===== | NB |

Copyright 2020-08-30 Daimler AG