

- Parts list -

Mode	BM mode	Market	
VIN/mod. des.	WDB2110651A647174	BM overview	E 320
VIN	WDBUF65J55A647174	Catalog	64U
Assortment class	PC	Group	91 DRIVER'S SEAT
		Sub-group	090 SEAT ADJUSTER

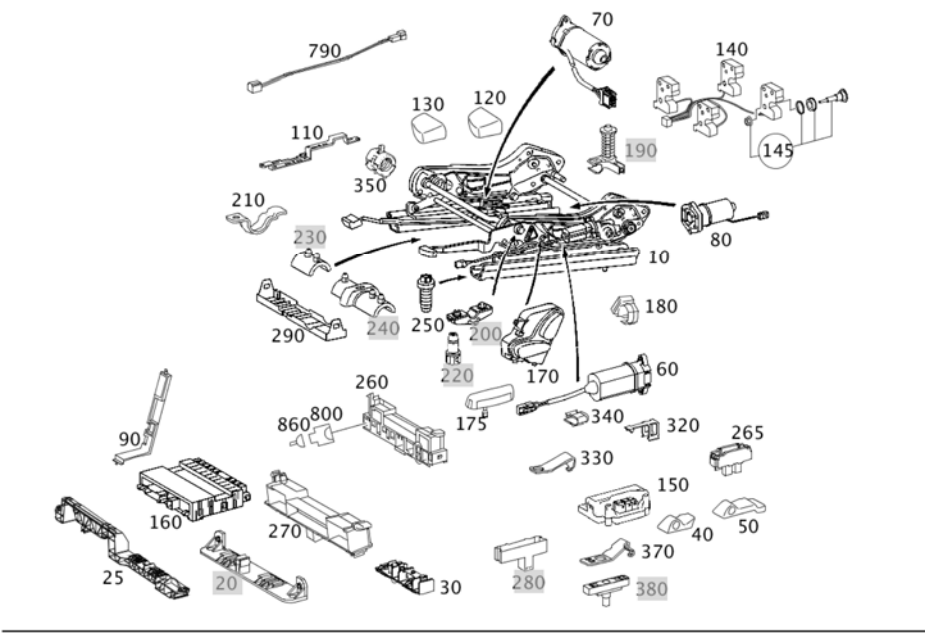


























































































Image ID: drawing_B91090000293



















Copyright 2020-09-21 Daimler AG

Item	Part number	Designation/additional information	Qty
10	A 000 910 35 36 	SEAT ADJUSTMENT LEFT, WITH MEMORY Code: (805/806/807/808/809)+275;	1
10	A 000 910 66 36 	SEAT ADJUSTMENT RIGHT, ON MEMORY Code: (804/805/806/807/808/809)+(242+494/242+494+M005);	1
25	A 000 911 01 75 	* STRIP LEFT	1
25	A 211 919 01 21 	STOP LEFT FORE AND AFT ADJUSTMENT	1
25	A 000 911 02 75 	* STRIP RIGHT	1
30	A 211 545 73 40 	* BRACKET MULTIWAY CONNECTOR	1
30	A 211 821 05 14 	* BRACKET MULTIWAY CONNECTOR Code: (805/806/807/808/809)+275;	1
30	A 211 545 73 40 	* BRACKET MULTIWAY CONNECTOR	1
30	A 211 821 05 14 	* BRACKET MULTIWAY CONNECTOR Code: (805/806/807/808/809)+242;	1

Item	Part number	Designation/additional information	Qty
40	A 000 822 11 40 	* COVER FRONT LEFT  Code: 494;	1
40	A 000 822 12 40 	* COVER FRONT RIGHT  Code: 494;	1
50	A 000 822 13 40 	* COVER REAR LEFT  Code: 494;	1
50	A 000 822 14 40 	* COVER REAR RIGHT  Code: 494;	1
60	A 006 820 71 42 	* TS ELECTRIC MOTOR HEIGHT ADJUSTMENT, LEFT  Code: (805/806/807/808/809)+275;	1
60	A 006 820 70 42 	* TS ELECTRIC MOTOR HEIGHT ADJUSTMENT, RIGHT  Code: (805/806/807/808/809)+(242/242+M005);	1
70	Q 0000000001 	IMPORTANT INFORMATION SEPARATE PART IS NOT DELIVERED, ORDER NEXT-HIGHEST ASSEMBLY  Code: (805/806/807/808/809)+(241/242/275);	1
80	A 006 820 63 42 	* TS DC MOTOR ANGLE ADJUSTMENT, LEFT Replaced by: A 006 820 65 42  Code: (805/806/807)+275;	1
80	A 006 820 65 42 	* TS ELECTRIC MOTOR ANGLE ADJUSTMENT, LEFT Replaces: A0068206342  Code: (805/806/807/808/809)+275;	1
80	A 006 820 64 42 	* TS ELECTRIC MOTOR ANGLE ADJUSTMENT, RIGHT Replaced by: A 006 820 56 42  Code: (805/806/807)+(242/242+M005);	1
80	A 006 820 56 42 	* TS ELECTRIC MOTOR ANGLE ADJUSTMENT, RIGHT Replaces: A0068206442  Code: (805/806/807/808/809)+(242/242+M005);	1
90	A 000 919 05 14 	* BRACKET LEFT  Code: (805/806/807/808/809)+275;	1
90	A 000 919 06 14 	* BRACKET RIGHT  Code: (805/806/807/808/809)+275;	1
90	A 000 919 05 14 	* BRACKET LEFT  Code: (805/806/807/808/809)+(242/242+M005);	1
90	A 000 919 06 14 	* BRACKET RIGHT  Code: (805/806/807/808/809)+(242/242+M005);	1
110	A 000 910 13 27 	* TS RAIL PARTS SET, LEFT  Code: 805/806/807/808/809;	1
110	A 000 910 14 27 	* TS RAIL PARTS SET, RIGHT  Code: 805/806/807/808/809;	1
110	A 000 910 16 27 	* TS RAIL PARTS SET, RIGHT  Code: 242+494/242+494+M005;	1
120	A 211 919 03 60 7C45 	* HANDLE ANGLE ADJUSTMENT, LEFT	1
120	A 211 919 04 60 7C45 	* HANDLE ANGLE ADJUSTMENT, RIGHT	1
130	A 211 919 13 60 7C45 	* HANDLE LEFT FORE AND AFT ADJUSTMENT	1
130	A 211 919 14 60 7C45 	* HANDLE RIGHT FORE AND AFT ADJUSTMENT	1

Item	Part number	Designation/additional information	Qty
140	A 011 820 40 10 	* TS WEIGHT SENSOR FRONT OUTSIDE Replaced by: A 012 820 77 10  Code: (805/806/807/808/809)+(242+494/242+494+M005);	1
140	A 012 820 77 10 	* TS WEIGHT SENSOR FRONT OUTSIDE Replaces: A0118204010  Code: (805/806/807/808/809)+(242+494/242+494+M005);	1
140	A 011 820 41 10 	* TS TURNING ANGLE PICKUP FRONT INSIDE Replaced by: A 012 820 76 10  Code: (805/806/807/808/809)+(242+494/242+494+M005);	1
140	A 012 820 76 10 	* TS WEIGHT SENSOR FRONT INSIDE Replaces: A0118204110  Code: (805/806/807/808/809)+(242+494/242+494+M005);	1
140	A 011 820 42 10 	* TS WEIGHT SENSOR REAR OUTSIDE  Code: (805/806/807/808/809)+(242+494/242+494+M005);	1
140	A 011 820 43 10 	* TS WEIGHT SENSOR REAR INSIDE  Code: (805/806/807/808/809)+(242+494/242+494+M005);	1
145	A 012 820 52 10 	* TS WEIGHT SENSOR SENSOR, FRONT OUTER Replaced by: A 012 820 75 10  Code: 242+494/242+494+M005;	1
145	A 012 820 75 10 	* TS BEARING SENSOR, FRONT OUTER Replaces: A0128205210  Code: 242+494/242+494+M005;	1
150	A 211 820 21 85 	* CU, WEIGHT SENSING SYSTEM WEIGHT SENSING Replaced by: A 211 870 23 26  Code: 494;  Plant information	1
150	A 211 870 23 26 	* CU, WEIGHT SENSING SYSTEM WEIGHT SENSING Replaced by: A 211 870 60 26 Replaces: A2118202185  Code: 494;  Plant information	1
150	A 211 870 60 26 	* CONTROL UNIT WEIGHT SENSING Replaces: A2118702326 Replaces: A2118202185  Code: 494;  Plant information	1
160	A 211 820 11 85 	CONTROL UNIT LEFT SEAT Replaced by: A 211 820 85 85  Code: (805/806/807/808)+275;	1
160	A 211 820 85 85 	CONTROL UNIT LEFT SEAT Replaced by: A 211 870 05 26 Replaces: A2118201185  Code: (805/806/807/808)+275;	1
160	A 211 870 05 26 	CONTROL UNIT, SEATS LEFT SEAT Replaced by: A 211 870 49 26 Replaces: A2118208585 Replaces: A2118201185  Code: (805/806/807/808)+275;	1
160	A 211 870 49 26 	CONTROL UNIT, SEATS LEFT SEAT Replaced by: A 211 870 99 26 Replaces: A2118700526 Replaces: A2118208585 Replaces: A2118201185  Code: (805/806/807/808)+275;	1

Item	Part number	Designation/additional information	Qty
160	A 211 870 99 26 	CONTROL UNIT LEFT SEAT Replaced by: A 211 870 40 85 Replaces: A2118704926 Replaces: A2118700526 Replaces: A2118208585 Replaces: A2118201185  Code: (805/806/807/808)+275;	1
160	A 211 870 40 85 	CONTROL UNIT LEFT SEAT Replaced by: A 211 870 47 85 Replaces: A2118709926 Replaces: A2118704926 Replaces: A2118700526 Replaces: A2118208585 Replaces: A2118201185  Code: (805/806/807/808/809)+275;	1
160	A 211 870 47 85 	CONTROL UNIT LEFT SEAT Replaces: A2118704085 Replaces: A2118709926 Replaces: A2118704926 Replaces: A2118700526 Replaces: A2118208585 Replaces: A2118201185  Code: (805/806/807/808/809)+275;	1
160	A 211 820 12 85 	CONTROL UNIT RIGHT SEAT Replaced by: A 211 820 86 85  Code: 805+242;	1
160	A 211 820 86 85 	CONTROL UNIT RIGHT SEAT Replaced by: A 211 870 07 26 Replaces: A2118201285  Code: (805/806)+242;	1
160	A 211 870 07 26 	CONTROL UNIT, SEATS RIGHT SEAT Replaced by: A 211 870 50 26 Replaces: A2118208685 Replaces: A2118201285  Code: (805/806)+242;	1
160	A 211 870 50 26 	CONTROL UNIT, SEATS RIGHT SEAT Replaced by: A 211 870 00 85 Replaces: A2118700726 Replaces: A2118208685 Replaces: A2118201285  Code: (805/806/807)+242;	1
160	A 211 870 00 85 	CONTROL UNIT, SEATS RIGHT SEAT Replaced by: A 211 870 45 85 Replaces: A2118705026 Replaces: A2118700726 Replaces: A2118208685 Replaces: A2118201285  Code: (805/806/807)+242;	1
160	A 211 870 45 85 	CONTROL UNIT RIGHT SEAT Replaced by: A 211 870 48 85 Replaces: A2118700085 Replaces: A2118705026 Replaces: A2118700726 Replaces: A2118208685 Replaces: A2118201285  Code: (805/806/807/808/809)+242;	1

Item	Part number	Designation/additional information	Qty
160	A 211 870 48 85 	CONTROL UNIT RIGHT SEAT Replaces: A2118704585 Replaces: A2118700085 Replaces: A2118705026 Replaces: A2118700726 Replaces: A2118208685 Replaces: A2118201285  Code: (805/806/807/808/809)+242;	1
170	A 211 821 12 58	SWITCH SEAT ADJUSTMENT, RIGHT Replaced by: A 211 870 11 10  Code: 805+-241;  Fault location 82N0A	1
170	A 211 870 11 10 7C45	SWITCH SEAT ADJUSTMENT, RIGHT Replaces: A2118211258  Code: (805/806/807/808/809)+-241;	1
175	A 001 545 31 04	KNOB SEAT CUSTION CONTROL BUTTON, LEFT; KAPPE FUER SCHALTER	1
175	A 001 545 32 04	KNOB SEAT CUSHION CONTROL BUTTON, RIGHT; KAPPE FUER SCHALTER	1
180	A 211 919 09 14	CLAMP LEFT SEAT ADJUSTMENT	2
180	A 211 919 09 14	CLAMP SEAT ADJUSTMENT, RIGHT	2
210	A 000 914 00 29	BRACKET CUSHION SHELF TO SEAT ADJUSTMENT  Code: 805/806/807/808/809;	2
210	A 000 914 00 29	BRACKET CUSHION SHELF TO SEAT ADJUSTMENT  Code: 805/806/807/808/809;	2
250	A 202 990 01 22	THREAD ROLLING, SCREW FLOOR SEAT ADJUSTER, LEFT; M10X28	4
250	A 202 990 01 22	THREAD ROLLING, SCREW FLOOR SEAT ADJUSTER, RIGHT; M10X28	4
260	A 211 545 18 40	BRACKET SEAT PARTITION POINT, LEFT	1
260	A 211 545 18 40	BRACKET SEAT PARTITION POINT, RIGHT	1
265	A 003 540 82 81 	SOCKET SEAT SEPARATION POINT; 14-PIN MQS	1
270	A 211 545 51 40 	* BRACKET	1
270	A 211 545 51 40 	* BRACKET	1
290	A 203 545 05 03 	CAP SEAT PARTITION POINT, LEFT  Code: 275;	1
290	A 203 545 05 03 	CAP SEAT PARTITION POINT, RIGHT  Code: 242;	1
320	A 211 919 04 21 	END STOP RIGHT  Code: 242/242+M005;  [402] NO LONGER AVAILABLE	2
330	A 211 919 02 21 	STOP RIGHT FORE AND AFT ADJUSTMENT	1
340	A 003 988 88 78	CLAMP HEIGHT ADJUSTMENT, LEFT; 13 X 8 MM	1
340	A 003 988 88 78	CLAMP HEIGHT ADJUSTMENT, RIGHT; 13 X 8 MM	1
350	A 000 919 01 73	SHELL LEFT SEAT ADJUSTMENT	2
350	A 000 919 01 73	SHELL SEAT ADJUSTMENT, RIGHT	2

Item	Part number	Designation/additional information	Qty
370	A 211 919 05 21	END STOP SEAT ADJUSTMENT, RIGHT LINKS Code: -M005;	1
370	A 211 919 06 21	END STOP SEAT ADJUSTMENT, RIGHT RECHTS Code: -M005;	1
790	A 211 540 01 33	WIRING HARNESS WEIGHT SENSING Code: 494;	1
800	A 040 545 72 28	PLUG CONTACT STRIP DRIVER SIDE YELLOW X55/3; 12-PIN	1
800	A 040 545 72 28	PLUG CONTACT STRIP FRONT PASS. SIDE YEL. X55/4; 12-PIN	1
800	A 220 545 39 28	RECEPTACLE HOUSING CONTACT STRIP PASSENGER SIDE BLACK X55/4; 4-PIN SLK2.8	1
800	A 220 545 39 28	RECEPTACLE HOUSING CONTACT SIDE DRIVER SIDE BLACK X55/3; 4-PIN SLK2.8	1
800	A 029 545 55 28	RECEPTACLE HOUSING CONTACT SIDE DRIVER SIDE BLACK X55/3; 3-PIN MQS	1
800	A 029 545 07 28	PLUG HOUSING MULTI-POINT PLUG DRIVER SIDE X55/3; 4 PIN DFK3	1
800	A 029 545 07 28	PLUG HOUSING MULTI-POINT PLUG FRONT PASS. SIDE X55/4; 4 PIN DFK3	1
800	A 029 545 55 28	RECEPTACLE HOUSING CONTACT STRIP PASSENGER SIDE BLACK X55/4; 3-PIN MQS	1
860	A 000 540 47 05	LINE 0.5 MM2 MQS [T774] CONNECTORS MUST ALSO BE ORDERED IN ACC. WITH THE TOTAL CABLE C ROSS-SECTION TO BE CONNECTED. SEE WIS FOR REPAIR INSTRUCTIONS. =====	NB
		SOLDER CONNECTOR SLEEVES: TOTAL WIRE CROSS-SECTION: A 001 546 99 41 GREEN 0.7 - 2.4 MM2 A 002 546 00 41 RED 2.0 - 4.0 MM2 A 002 546 01 41 BLUE 3.5 - 8.0 MM2 A 002 546 11 41 YELLOW 7.5 - 12.0 MM2 BUTT JOINT: A 002 546 13 41 0.5 MM2 A 002 546 14 41 0.8 MM2 A 002 546 15 41 1.3 MM2 A 002 546 16 41 2.0 MM2 =====	
860	A 000 540 48 05	ELECTRIC LINE 0.75 MM2 MQS AU [T774] CONNECTORS MUST ALSO BE ORDERED IN ACC. WITH THE TOTAL CABLE C ROSS-SECTION TO BE CONNECTED. SEE WIS FOR REPAIR INSTRUCTIONS. =====	NB
		SOLDER CONNECTOR SLEEVES: TOTAL WIRE CROSS-SECTION: A 001 546 99 41 GREEN 0.7 - 2.4 MM2 A 002 546 00 41 RED 2.0 - 4.0 MM2 A 002 546 01 41 BLUE 3.5 - 8.0 MM2 A 002 546 11 41 YELLOW 7.5 - 12.0 MM2 BUTT JOINT: A 002 546 13 41 0.5 MM2 A 002 546 14 41 0.8 MM2 A 002 546 15 41 1.3 MM2 A 002 546 16 41 2.0 MM2 =====	
860	A 000 540 45 05	ELECTRIC LINE 0.5 MM2 MQS SN [T774] CONNECTORS MUST ALSO BE ORDERED IN ACC. WITH THE TOTAL CABLE C ROSS-SECTION TO BE CONNECTED. SEE WIS FOR REPAIR INSTRUCTIONS. =====	NB
		SOLDER CONNECTOR SLEEVES: TOTAL WIRE CROSS-SECTION: A 001 546 99 41 GREEN 0.7 - 2.4 MM2 A 002 546 00 41 RED 2.0 - 4.0 MM2 A 002 546 01 41 BLUE 3.5 - 8.0 MM2 A 002 546 11 41 YELLOW 7.5 - 12.0 MM2 BUTT JOINT: A 002 546 13 41 0.5 MM2 A 002 546 14 41 0.8 MM2 A 002 546 15 41 1.3 MM2 A 002 546 16 41 2.0 MM2 =====	
860	A 011 545 07 26	CONTACT SOCKET 4.0 MM2 SLK2.8	NB

Copyright 2020-09-21 Daimler AG

Item	Part number	Designation/additional information	Qty
860	A 000 540 46 05	ELECTRIC LINE 0.75 MM2 MQS SN [T774] CONNECTORS MUST ALSO BE ORDERED IN ACC. WITH THE TOTAL CABLE C ROSS-SECTION TO BE CONNECTED. SEE WIS FOR REPAIR INSTRUCTIONS. ===== SOLDER CONNECTOR SLEEVES: TOTAL WIRE CROSS- SECTION: A 001 546 99 41 GREEN 0.7 - 2.4 MM2 A 002 546 00 41 RED 2.0 - 4.0 MM2 A 002 546 01 41 BLUE 3.5 - 8.0 MM2 A 002 546 11 41 YELLOW 7.5 - 12.0 MM2 BUTT JOINT: A 002 546 13 41 0.5 MM2 A 002 546 14 41 0.8 MM2 A 002 546 15 41 1.3 MM2 A 002 546 16 41 2.0 MM2 =====	NB
860	A 006 545 98 26	CONTACT SPRING 1.5-2.5 MM2 DFK3	NB

Copyright 2020-09-21 Daimler AG