



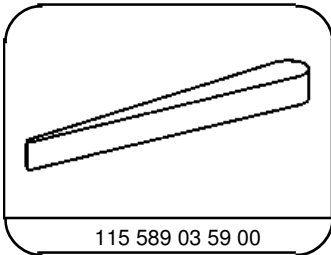
P68.10-2718-07

1 Glove compartment lid  
2 Cover

3 Adjusting screws

4 Glove compartment lock

	Adjust		
1	Open glove compartment.		
2	Unclip cover (2) with long wedge and remove glove compartment.		*115589035900
3	Make adjustment at the adjusting screws (3) on the glove compartment lock (4)		Glove compartment cover (1) should easily lock in glove compartment lock (4). The glove compartment lid (1) must not have any play when closed. Ensure uniform gap width (arrows).
4	Install cover (2) in the glove compartment		



115 589 03 59 00

Long wedge