

- Parts list -

**Vehicle** C211022 (65H) E 320 CDI  
**Assortment class** PC  
**Sub-group** 075 REAR AXLE MOUNT **Group** 35 REAR AXLE

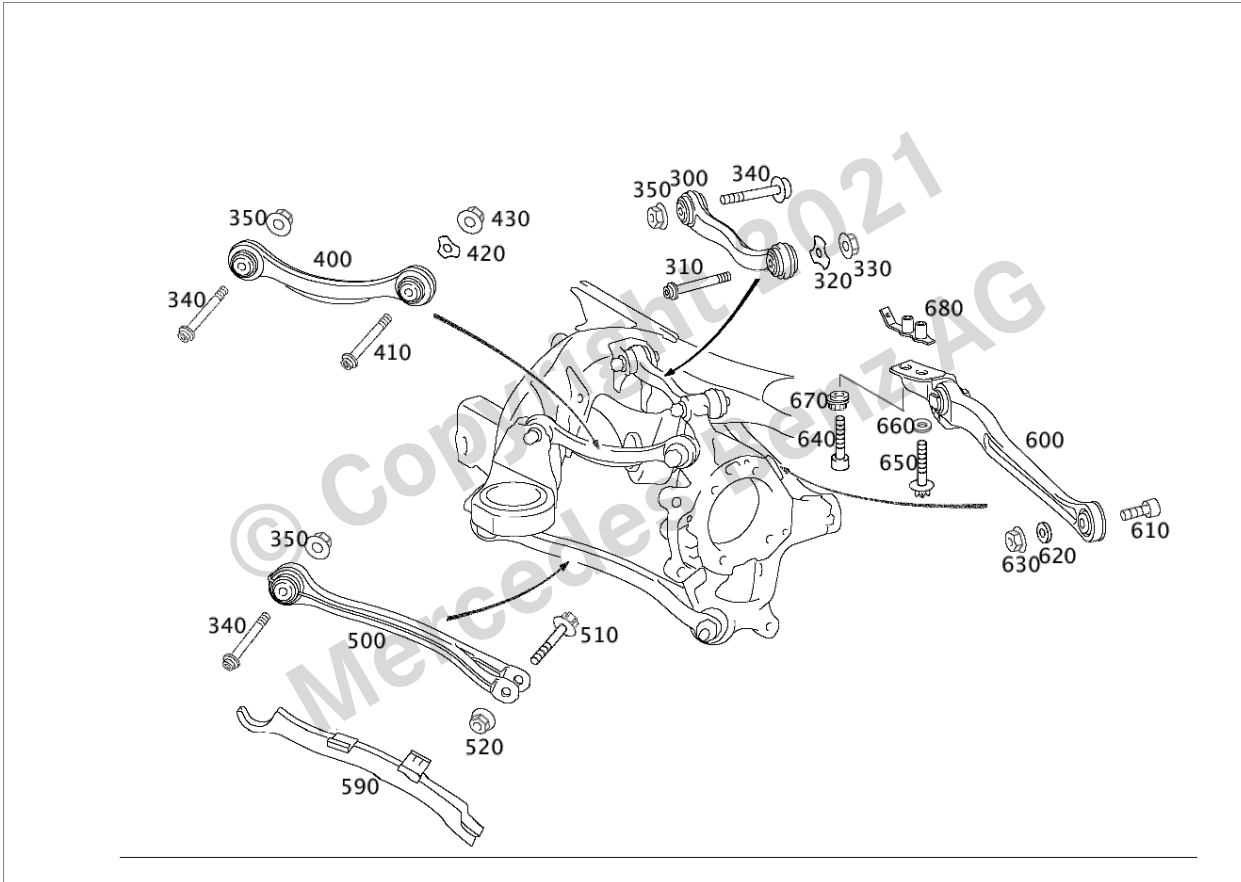











Image ID: drawing\_B35075000065

Item	Part number	Designation/additional information	Qty
10	A 211 350 83 08	WHEEL CARRIER LEFT ☒ Code: -(M001/Z04);	1
10	A 211 350 45 08	AXLE CARRIER LEFT ☒ Code: Z04;	1
10	A 211 350 84 08	WHEEL CARRIER RIGHT ☒ Code: -(M001/Z04);	1
10	A 211 350 46 08	AXLE CARRIER RIGHT ☒ Code: Z04;	1
20	A 230 352 15 65	RUBBER BUSHING TO WHEEL CARRIER LEFT ☒ Code: -(M113+M001/M156+M63);	1
20	A 204 353 00 43	ELASTOMER BEARING TO WHEEL CARRIER LEFT ☒ Code: -(M113+M001/M156+M63);	1

## Parts Information

Item	Part number	Designation/additional information	Qty
20	A 230 352 15 65 	RUBBER BUSHING RIGHT WHEEL CARRIER  Code: -(M113+M001/M156+M63);	1
20	A 204 353 00 43 	ELASTOMER BEARING RIGHT WHEEL CARRIER  Code: -(M113+M001/M156+M63);	1
30	A 230 357 00 48	* SLEEVE THRUST ARM TO WHEEL BEARING	2
40	A 230 357 03 89	* PLUG REAR	2
50	A 211 981 02 27	* WHEEL BEARING REAR  [001176] OBSERVE WIS	2
60	A 230 357 00 71	* SCREW WHEEL BEARING TO WHEEL CARRIER LEFT M10X41; M10X29  [414] THE OLD PART MUST NO LONGER BE INSTALLED Replaced by: A 001 990 42 03	4
60	A 001 990 42 03	* SCREW, ROUND HEXAL. HEAD WHEEL BEARING TO WHEEL CARRIER Replaces: A 230 357 00 71	8
60	A 230 357 00 71	* SCREW WHEEL BEARING TO WHEEL CARRIER RIGHT M10X41; M10X29  [414] THE OLD PART MUST NO LONGER BE INSTALLED Replaced by: A 001 990 35 03 Replaced by: A 001 990 42 03	4
60	A 001 990 35 03	* SCREW, ROUND HEXAL. HEAD WHEEL BEARING TO WHEEL CARRIER Replaced by: A 001 990 42 03 Replaces: A 230 357 00 71	4
70	A 211 357 04 08	REAR-AXLE WHEEL FLANGE LEFT Replaced by: A 211 357 05 08	1
70	A 211 357 05 08	FLANGE LEFT Replaces: A 211 357 04 08	1
70	A 211 357 04 08	REAR-AXLE WHEEL FLANGE RIGHT Replaced by: A 211 357 05 08	1
70	A 211 357 05 08	FLANGE RIGHT Replaces: A 211 357 04 08	1
80	A 211 546 00 43	BRACKET TO WHEEL CARRIER LEFT  Code: -(M001/Z04/M63);	1
80	A 211 546 01 43	BRACKET TO WHEEL CARRIER RIGHT  Code: -(M001/M156);	1
90	A 211 350 18 06	STRUT LEFT	1
90	A 211 350 18 06	STRUT RIGHT	1
92	A 204 352 00 27	*** BALL JOINT SPRING CONTROL ARM TO WHEEL BEARING	2

## Parts Information

Item	Part number	Designation/additional information	Qty
95	A 211 350 03 06	STRUT LEFT ☒ Code: (489/Z04);	1
95	A 211 350 03 06	STRUT RIGHT ☒ Code: (489/Z04);	1
110	A 003 990 34 12	FLUTED SOCKET SCREW SPRING CONTROL ARM TO REAR SUBFRAME M12	2
120	N 000000 003276	NUT SPRING CONTROL ARM TO REAR SUBFRAME; M12X1.5	2
150	N 000912 014089	CAP BOLT SPRING CONTROL ARM TO WHEEL BEARING LEFT; M14X1.5X120	1
150	N 000912 014089	CAP BOLT SPRING CONTROL ARM TO WHEEL BEARING RIGHT; M14X1.5X120	1
160	N 913023 014003	NUT SPRING CONTROL ARM TO WHEEL BEARING LEFT; M14X1.5	1
160	N 913023 014003	NUT SPRING CONTROL ARM TO WHEEL BEARING RIGHT; M14X1.5	1
170	A 211 427 05 41	BRACKET TO LEFT SPRING LINK	1
170	A 211 427 06 41	BRACKET TO RIGHT SPRING LINK	1
180	A 211 427 09 41	BLIND RIVET BRACKET TO SPRING LINK LEFT	2
180	A 211 427 09 41	BLIND RIVET BRACKET TO SPRING LINK RIGHT	2
190	A 211 352 03 88	COVER SPRING CONTROL ARM	2
195	A 211 352 04 88	COVER SPRING CONTROL ARM ☒ Code: 489/Z04;	2
198	A 000 990 54 92 9051 🔪	RIVET COVERING TO SPRING CONTROL ARM; 6 MM	4
300	A 230 350 27 06	CAMBER ARM CAMBER STRUT,LEFT ☒ Code: -(Z04/M63/M001);	1
300	A 211 350 29 06	CAMBER ARM CAMBER STRUT,LEFT ☒ Code: Z04+-(M113+M001);	1
300	A 230 350 28 06	CAMBER ARM CAMBER STRUT,RIGHT ☒ Code: -(Z04/M63/M001);	1
300	A 211 350 30 06	CAMBER ARM CAMBER STRUT,RIGHT ☒ Code: Z04+-(M113+M001);	1
310	N 000000 000437	HEXALOBULAR BOLT CAMBER STRUTS TO WHEEL CARRIER; M12X1.5X 80-10.9 ☒ Code: -(M001/Z04);	2
310	A 013 990 14 01	SCREW CAMBER STRUTS TO WHEEL CARRIER M14X1,5X85 ☒ Code: Z04+-(M113+M001);	2
320	A 230 357 00 75	WINDOW CAMBER STRUTS TO WHEEL CARRIER ☒ Code: Z04+-(M113+M001);	2

Parts Information

Item	Part number	Designation/additional information	Qty
330	N 913023 014003	NUT CAMBER STRUTS TO WHEEL CARRIER; M14X1.5 ☒ Code: Z04+-(M113+M001);	2
340	A 230 990 00 12	SCREW THRUST ARM, CAMBER STRUT AND STRUT ON REAR SUBFRAME M12X1,5X63 ☒ Code: -(M001/Z04);	6
340	A 211 984 01 29	SCREW THRUST ARM, CAMBER STRUT AND STRUT ON REAR SUBFRAME ☒ Code: Z04+-(M113+M001); Replaced by: A 002 990 67 05	6
340	A 002 990 67 05	CYLINDER SCREW W. FLANGE THRUST ARM, CAMBER STRUT AND STRUT ON REAR SUBFRAME; M14X1.5X65 ☒ Code: Z04+-(M113+M001); Replaces: A 211 984 01 29	6
350	N 913023 014003	NUT THRUST ARM, CAMBER STRUT AND STRUT ON REAR SUBFRAME; M14X1.5 ☒ Code: Z04+-(M113+M001);	6
400	A 230 350 35 06	TENSION STRUT TENSION ROD LEFT ☒ Code: -(Z04/M63/M001);	1
400	A 211 350 31 06	TENSION STRUT TENSION ROD LEFT ☒ Code: Z04+-(M113+M001);	1
400	A 230 350 36 06	TENSION STRUT TENSION ROD RIGHT ☒ Code: -(Z04/M63/M001);	1
400	A 211 350 32 06	TENSION STRUT TENSION ROD RIGHT ☒ Code: Z04+-(M113+M001);	1
410	A 013 990 14 01	SCREW STRUT TO WHEEL BEARING M14X1,5X85 ☒ Code: Z04+-(M113+M001);	2
410	N 000000 000437	HEXALOBULAR BOLT STRUT TO WHEEL BEARING; M12X1.5X 80-10.9 ☒ Code: -(M001/Z04);	1
420	A 220 357 07 75	WINDOW STRUT TO WHEEL BEARING ☒ Code: -(M001/Z04);	2
420	A 230 357 00 75	WINDOW STRUT TO WHEEL BEARING ☒ Code: Z04+-(M113+M001);	2
430	N 913023 014003	NUT STRUT TO WHEEL BEARING; M14X1.5 ☒ Code: Z04+-(M113+M001);	2
430	N 000000 003276	NUT STRUT TO WHEEL BEARING; M12X1.5	1
500	A 230 350 20 06	THRUST ARM THRUST ARM ☒ Code: -(Z04/M63/M001);	1
500	A 211 350 26 06	THRUST ARM THRUST ARM ☒ Code: Z04+-(M113+M001);	2

## Parts Information

Item	Part number	Designation/additional information	Qty
500	A 230 350 20 06	THRUST ARM THRUST ARM ☒ Code: -(M001/M63/Z04);	1
510	A 211 984 01 29	SCREW THRUST ARM TO WHEEL BEARING M14X1,5X65 ☒ Code: Z04+-(M113+M001); Replaced by: A 002 990 67 05	2
510	A 002 990 67 05	CYLINDER SCREW W. FLANGE THRUST ARM TO WHEEL BEARING M14X1,5X65; M14X1.5X65 ☒ Code: Z04+-(M113+M001); Replaces: A 211 984 01 29	1
510	A 230 990 00 12	SCREW THRUST ARM TO WHEEL BEARING M12X1,5X63 ☒ Code: -(M001/Z04);	1
510	A 002 990 67 05	CYLINDER SCREW W. FLANGE THRUST ARM TO WHEEL BEARING; M14X1.5X65 ☒ Code: Z04+-(M113+M001);	1
520	N 913023 014003	NUT THRUST ARM TO WHEEL BEARING; M14X1.5 ☒ Code: Z04+-(M113+M001);	2
590	A 230 352 00 88	COVER THRUST ARM	2
600	A 230 350 03 29	THRUST ARM TRACK ROD LEFT	1
600	A 230 350 04 29	THRUST ARM RIGHT TRACK ROD	1
610	N 000912 012153	SCREW TIE ROD TO WHEEL BEARING; M12X1.5X60-10.9	2
620	A 140 352 13 76	WINDOW TIE ROD TO WHEEL BEARING LEFT	1
620	A 140 352 13 76	WINDOW TIE ROD TO WHEEL BEARING RIGHT	1
630	N 000000 003276	NUT TIE ROD TO WHEEL BEARING; M12X1.5	2
640	A 013 990 13 01	SCREW TIE ROD TO REAR SUBFRAME M12X1,5X65	2
650	A 003 990 19 22	SCREW TIE ROD TO REAR SUBFRAME M12X1,5X50	2
660	A 006 990 63 40	WINDOW TIE ROD TO REAR SUBFRAME	2
670	A 230 352 00 34	HOUSING TIE ROD TO REAR SUBFRAME	2
680	A 230 357 10 42	THREADED PLATE TIE ROD TO REAR SUBFRAME	2