

Dokumentnummer : pe07.61-p-2101-99dd

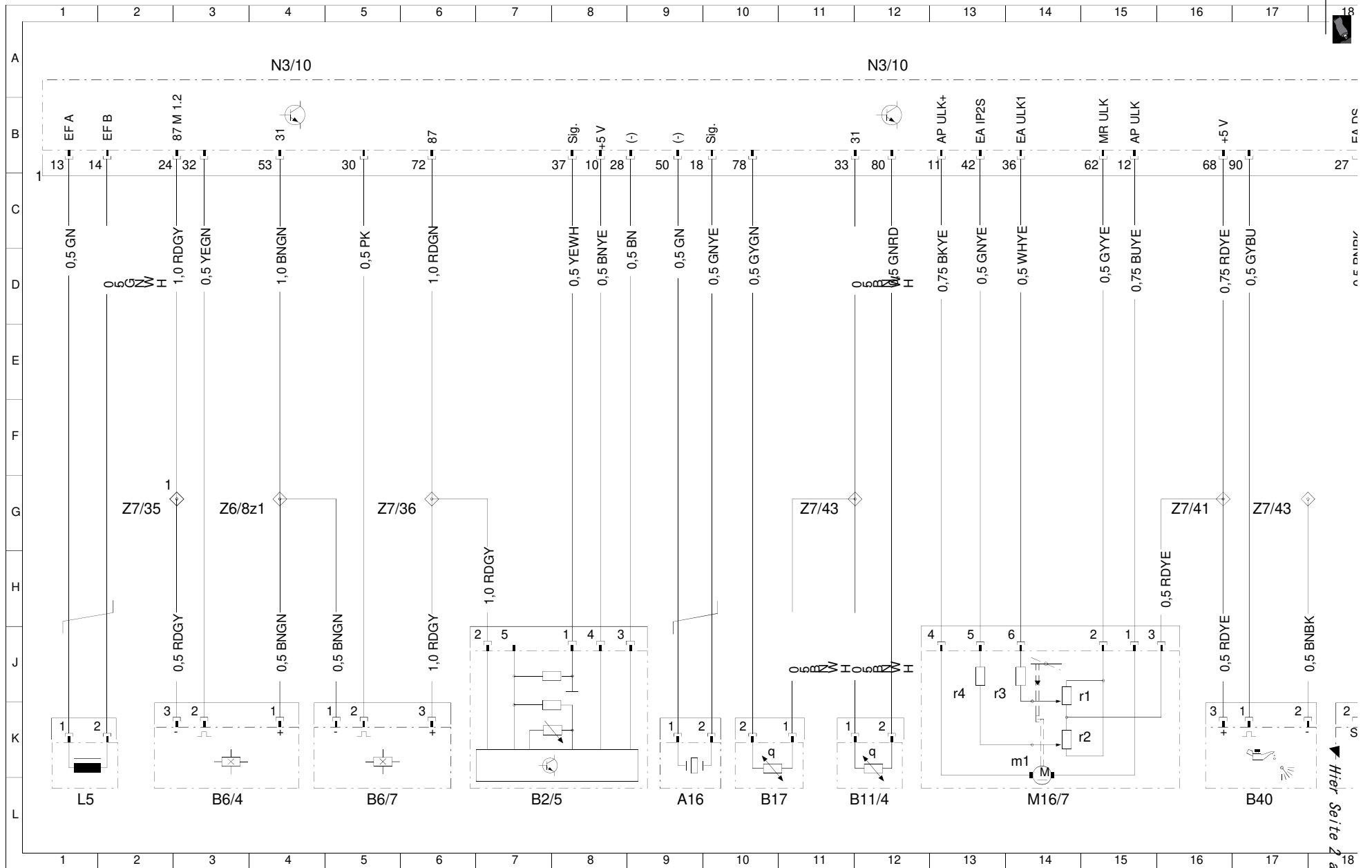
Dokumenttitel : Wiring diagram for ME-SFI [ME] gasoline injection and ignition system control unit

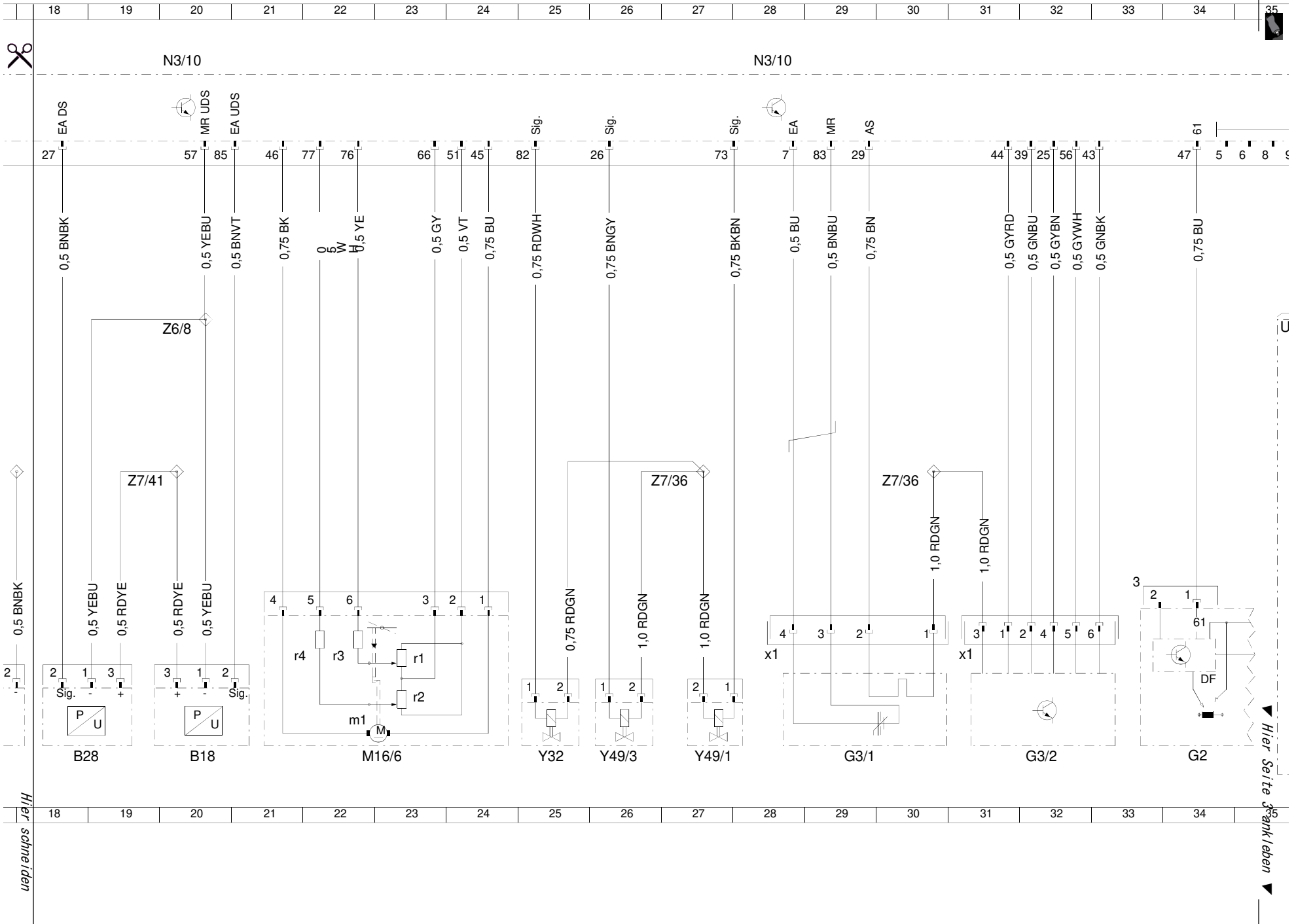
Kurzbezeichnung:	Bezeichnung:	Position:
A0	Color code key	56 L
A16	Knock sensor	9 L
B11/4	Coolant temperature sensor	11 L
B17	Intake air temperature sensor	10 L
B18	Altitude sensor	20 L
B2/5	Hot film mass air flow sensor	7 L
B28	Pressure sensor	18 L
B40	Oil sensor (oil level, temperature and quality)	17 L
B6/4	Left intake camshaft Hall sensor	3 L
B6/7	Right exhaust camshaft Hall sensor	5 L
C4	Radio interference suppression capacitor	51 L
G2	Alternator	34 L
G3/1	O2 sensor downstream of TWC [KAT]	29 L
G3/1x1	O2 sensor downstream of TWC [KAT] connector	28 K
G3/2	O2 sensor upstream of TWC [KAT]	32 L
G3/2x1	O2 sensor upstream of TWC [KAT] connector	30 K
L5	Crankshaft position sensor	1 L
M16/6	Throttle valve actuator	22 L
M16/6m1	Actuator motor	22 K
M16/6r1	Actual value potentiometer 1	23 K
M16/6r2	Actual value potentiometer 2	23 K
M16/6r3	Actual value potentiometer (sliding contact 1)	22 K
M16/6r4	Actual value potentiometer (sliding contact 2)	21 K
M16/7	Air recirculation flap actuator	14 L
M16/7m1	Actuator motor	13 K
M16/7r1	Air recirculation flap actual value potentiometer	14 K
M16/7r2	Drive actual value potentiometer	14 K
M16/7r3	Actual value potentiometer (sliding contact 1)	13 K
M16/7r4	Actual value potentiometer (sliding contact 2)	12 K
N118/2	CNG control unit	42 L
N3/10	ME-SFI [ME] control unit	4 A
N3/10	ME-SFI [ME] control unit	12 A
N3/10	ME-SFI [ME] control unit	20 A
N3/10	ME-SFI [ME] control unit	28 A
N3/10	ME-SFI [ME] control unit	36 A
N3/10	ME-SFI [ME] control unit	44 A
N3/10	ME-SFI [ME] control unit	52 A
R4	Spark plugs	47 L
R4	Spark plugs	48 L

Dokumentnummer : pe07.61-p-2101-99dd

Dokumenttitel : Wiring diagram for ME-SFI [ME] gasoline injection and ignition system control unit

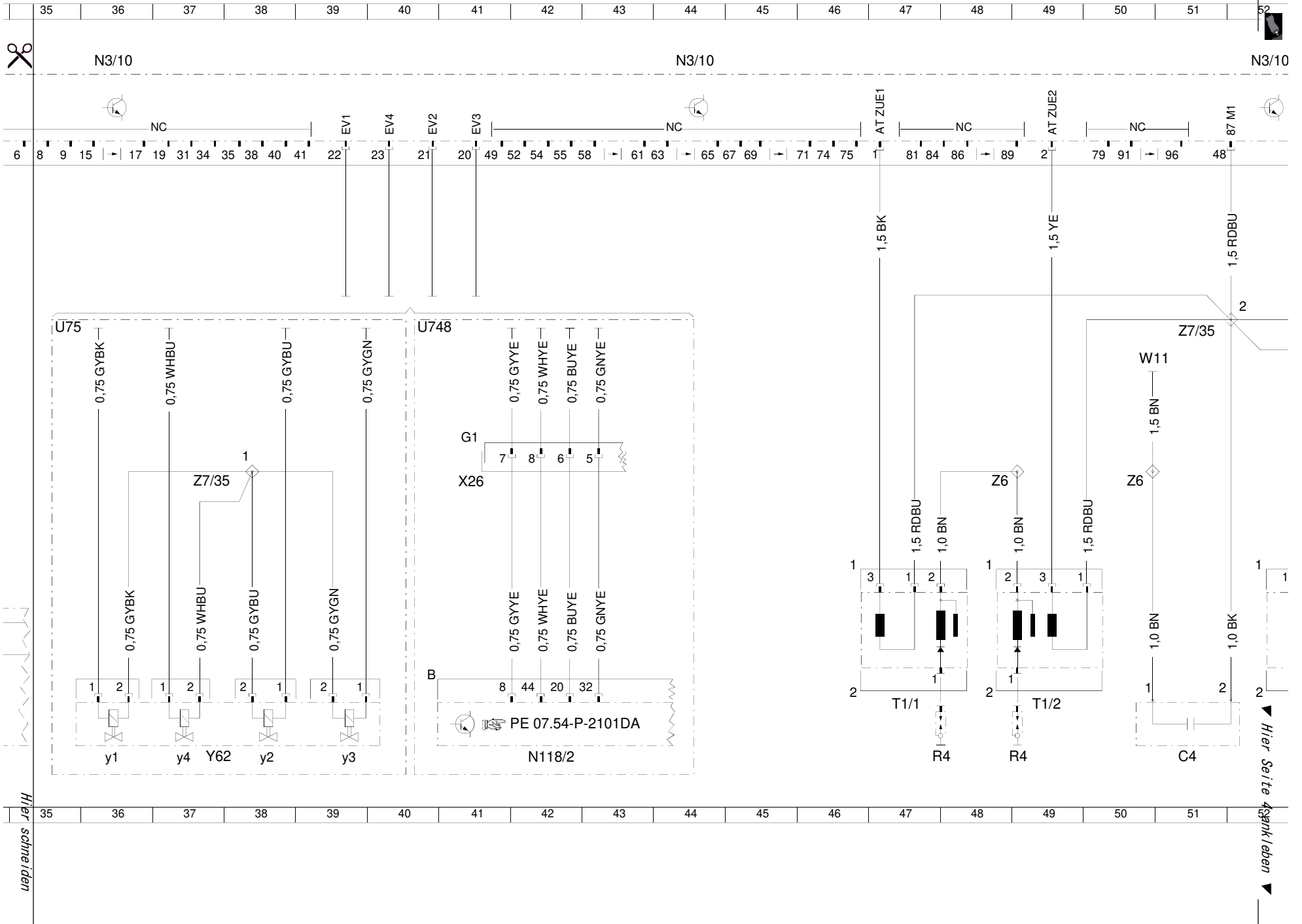
Kurzbezeichnung:	Bezeichnung:	Position:
R4	Spark plugs	53 L
R4	Spark plugs	54 L
T1/1	Cylinder 1 ignition coil	47 K
T1/2	Cylinder 2 ignition coil	49 K
T1/3	Cylinder 3 ignition coil	52 K
T1/4	Cylinder 4 ignition coil	54 K
U748	Valid for M271 CNG	40 E
U75	Valid for gasoline engines	35 E
W11	Ground (engine - electrical line connected)	50 E
X26	Interior and engine wiring harness connector	41 G
Y32	Air pump switchover valve	25 L
Y49/1	Camshaft intake solenoid	27 L
Y49/3	Camshaft exhaust solenoid	26 L
Y62	Fuel injection valves	37 L
Y62y1	Cylinder 1 fuel injection valve	36 L
Y62y2	Cylinder 2 fuel injection valve	38 L
Y62y3	Cylinder 3 fuel injection valve	39 L
Y62y4	Cylinder 4 fuel injection valve	37 L
Z6	Ground connector sleeve	48 G
Z6	Ground connector sleeve	50 G
Z6	Ground connector sleeve	54 G
Z6/8	Sensor ground connector sleeve	19 E
Z6/8z1	Sensor ground connector sleeve	3 G
Z7/35	Circuit 87 M1e connector sleeve	2 G
Z7/35	Circuit 87 M1e connector sleeve	37 G
Z7/35	Circuit 87 M1e connector sleeve	51 E
Z7/36	Circuit 87 M2e connector sleeve	5 G
Z7/36	Circuit 87 M2e connector sleeve	26 G
Z7/36	Circuit 87 M2e connector sleeve	30 G
Z7/41	Sensor supply connector sleeve	16 G
Z7/41	Sensor supply connector sleeve	19 G
Z7/43	Sensor ground connector sleeve	11 G
Z7/43	Sensor ground connector sleeve	17 G





Hier schneiden

Hier Seite 3 anknüpfen



Hier schneiden

Hier Seite 4 anknüpfen

