

- Parts list -

Vehicle	WDBUF90X69B438846 (65H)	E 500 4MATIC, E 550 4MATIC	
Color	040 - BLACK	Equipment	821 - Leather black
FIN: WDB2110901B438846		Assortment class	PC
Group	27 722.6 MERCEDES-BENZ AUT.TRANSMISSION	Sub-group	100 ELECTRONIC-HYDRAULIC CONTROL UNIT

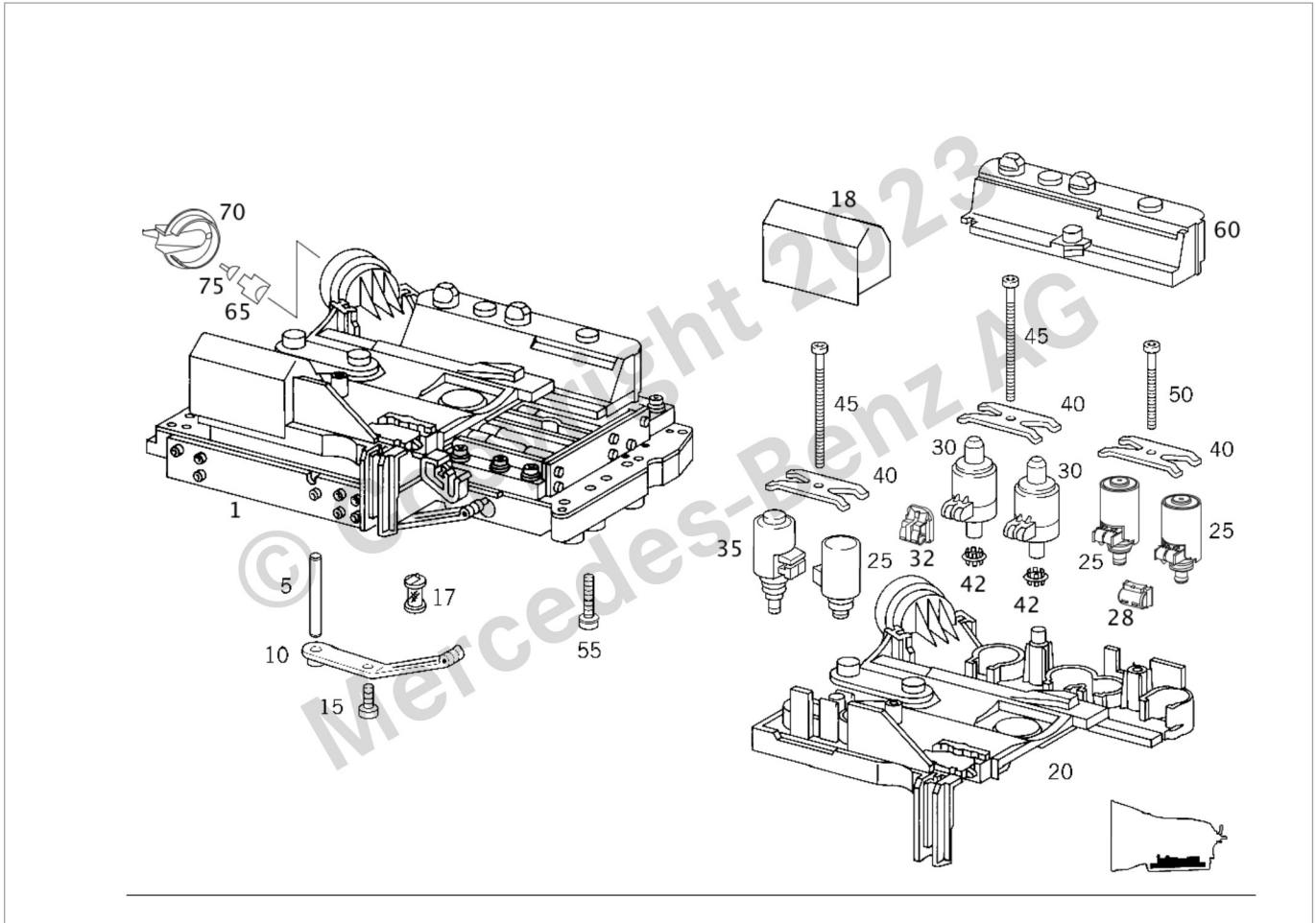









































Image ID: drawing_B2710000041

Item	Part number	Designation/additional information	Qty
1	A 140 270 04 06	CONTROL [661, 662, 663, 664, 665, 666, 669, 670, 671, 672, 677] Replaced by: A 140 270 06 06	-
1	A 140 270 06 06	CONTROL ELECTRONIC-HYDRAULIC CONTROL UNIT [697, 220] PART IS ONLY OR ALSO SUPPLIED AS RECONDITIONED PART [672, 677] Replaces: A 140 270 04 06	1
1	A 211 270 00 06	CONTROL ELECTRONIC-HYDRAULIC CONTROL UNIT [697, 211] PART IS ONLY OR ALSO SUPPLIED AS RECONDITIONED PART [672, 677, 689]	1
5	A 140 277 00 75	** PIN Replaced by: A 140 277 01 75	1

Parts Information

Item	Part number	Designation/additional information	Qty
5	A 140 277 01 75  	** CYLINDER PIN  [402] NO LONGER AVAILABLE	1
10	A 140 270 01 78 	** SPRING DETENT-PLATE LEAF SPRING  [402] NO LONGER AVAILABLE	1
15	A 140 277 08 71 	** SCREW Replaced by: A 170 990 01 20	1
17	A 140 270 02 98 	** FILTER	2
18	A 140 271 08 82 	* CAP ELECTRONIC-HYDRAULIC CONTROL UNIT  [402] NO LONGER AVAILABLE	1
20	A 140 270 03 61 	* ELECTRICS KIT Replaced by: A 140 270 05 61 Replaced by: A 140 270 07 61 Replaced by: A 140 270 11 61	-
20	A 140 270 05 61  	* TRANSMISSION ELECTRIC KIT Replaced by: A 140 270 07 61 Replaced by: A 140 270 11 61 Replaces: A 140 270 03 61	-
20	A 140 270 07 61   	* TRANSMISSION ELECTRIC KIT Replaced by: A 140 270 11 61 Replaces: A 140 270 05 61 Replaces: A 140 270 03 61	1
20	A 140 270 08 61   	* TRANSMISSION ELECTRIC KIT Replaced by: A 140 270 11 61	1
25	A 140 277 01 35 	* VALVE Replaced by: A 140 277 05 35 Replaced by: A 240 270 01 89 Replaced by: A 240 270 02 89 Replaced by: A 240 270 16 00	-
25	A 140 277 05 35 	* SOLENOID VALVE Replaced by: A 240 270 01 89 Replaced by: A 240 270 02 89 Replaced by: A 240 270 16 00 Replaces: A 140 277 01 35	-
25	A 240 270 01 89 	* SOLENOID VALVE SOLENOID VALVE Replaced by: A 240 270 02 89 Replaced by: A 240 270 16 00 Replaces: A 140 277 05 35 Replaces: A 140 277 01 35	3
25	A 240 270 02 89 	* SOLENOID VALVE SOLENOID VALVE Replaced by: A 240 270 16 00 Replaces: A 240 270 01 89 Replaces: A 140 277 05 35 Replaces: A 140 277 01 35	3
28	A 240 271 01 82 	* CAP  [417] IS NO LONGER DELIVERED, ORDER DELIVERY CONTENTS	3
30	A 140 277 00 98 	* LIFTING MAGNET Replaced by: A 140 277 03 98 Replaced by: A 203 270 00 89	-

Parts Information

Item	Part number	Designation/additional information	Qty
30	A 140 277 03 98 	* CONTROL SOLENOID Replaced by: A 203 270 00 89 Replaces: A 140 277 00 98	-
30	A 203 270 00 89 	* VALVE PRESSURE CONTROL VALVE Replaces: A 140 277 03 98 Replaces: A 140 277 00 98	2
32	A 240 271 00 82 	* CAP  [417] IS NO LONGER DELIVERED, ORDER DELIVERY CONTENTS	2
35	A 140 277 00 35 	* VALVE Replaced by: A 140 277 04 35 Replaced by: A 240 270 17 00	-
35	A 140 277 04 35 	* VALVE SOLENOID VALVE Replaced by: A 240 270 17 00 Replaces: A 140 277 00 35	1
40	A 140 276 00 03 	* SPRING STEEL SHEET Replaced by: A 140 276 02 03	-
40	A 140 276 02 03 	* SPRING STEEL SHEET Replaces: A 140 276 00 03	3
42	A 140 270 04 98 	* FILTER	2
45	A 140 277 10 71 	* SCREW	2
50	A 140 277 11 71 	* SCREW	1
55	A 140 277 06 71 	* SCREW	10
60	A 140 271 07 82 	* CAP	1
65	A 001 540 99 81	SOCKET HOUSING 12-PIN LKS1.5	1
70	A 001 545 26 83	CAP	1
75	A 000 540 42 05	ELECTRIC LINE REPAIR SOLUTION CONTACTING 1.0 MM2; 1.0 MM2 LKS 1.5  [774] CONNECTORS MUST ALSO BE ORDERED ACCORDING TO THE TOTAL LINE CROSS-SECTION TO BE CONNECTED. FOR REPAIR INSTRUCTIONS, SEE WIS SOLD.CONN.SLVS: A 001 546 99 41 GREEN 0.7 - 2.4 MM2 A 002 546 00 41 RED 2.0 - 4.0 MM2 A 002 546 01 41 BLUE 3.5 - 8.0 MM2 A 002 546 11 41 YELLOW 7.5 - 12.0 MM2 BUTT CONNECTOR: A 002 546 13 41 0.5 MM2 A 002 546 14 41 0.8 MM2 A 002 546 15 41 1.3 MM2 A 002 546 16 41 2.0 MM2	NB