

## 250 Where will I find ...?

## Vehicle equipment

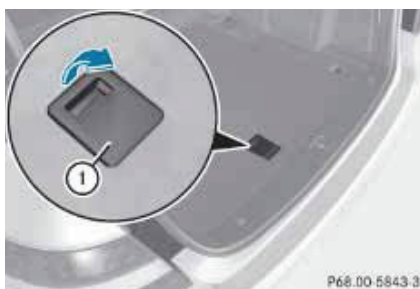
**i** This Operator's Manual describes all features, standard or optional, potentially available for your vehicle at the time of purchase. Please be aware that your vehicle might not be equipped with all features described in this manual.

Contact an authorized Mercedes-Benz Center to obtain the tools approved for your vehicle.


The vehicle tool kit includes:

- Collapsible wheel chock <sup>13</sup>
- Fuse chart
- Jack<sup>13</sup>
- Pair of gloves<sup>13</sup>
- Towing eye bolt
- Wheel wrench<sup>13</sup>

► Open the trunk (> page 77).



► Lift the trunk floor using floor handle ①.



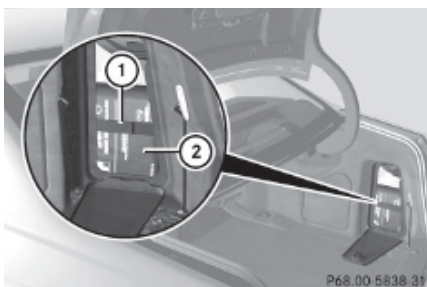
► Engage floor handle ③ on upper trunk lip ②.

## Where will I find ...?

## First aid kit

**i** Check expiration dates and contents for completeness at least once a year and replace missing/expired items.

The first-aid kit is located in the trunk on the right-hand side behind the cover.



► Turn the lock clockwise and fold down the cover.

► Loosen tensioning strap ①. First aid kit ② can be removed.

## Vehicle tool kit

The vehicle tool kit is located in the space underneath the trunk floor.

**i** Vehicles without spare wheel are not factory-equipped with the tools required for a wheel change such as a jack or a wheel wrench. Some tools required for a wheel change are specific to your vehicle.

<sup>13</sup> Vehicles with spare wheel only.