


### Map Data Is Already Installed

The version release and a corresponding message will be given on the display.

- ▶ **To confirm message:** Press . COMAND ejects the DVD.

### Map Data Is not yet Installed

The version release and a query as to whether the update should be carried out will be given on the display.



- ▶ Select Yes or No.  
If No is selected, COMAND ejects the DVD automatically and the map data is not updated.
- ▶ Remove the DVD from the slot.  
If Yes is selected, the map data is updated.

### Updating the Map Data

While the update is in progress, a corresponding message and a progress bar are displayed. The progress bar fills from left to right over the course of the update. The navigation system is not functional until the update is complete.


You cannot eject the DVD during the update. If you switch COMAND off during the update, this will interrupt the update and the update will resume at the point of interruption when the system is restarted.

While updating, COMAND may prompt you to change the DVD. A corresponding message is then displayed.

- ▶ Press the Eject button .  
COMAND ejects the DVD.
- ▶ Remove the DVD from the slot.
- ▶ Insert the DVD requested by COMAND.  
If the update has been completed successfully, a corresponding message is displayed.
- ▶ **To confirm message:** Press .  
COMAND ejects the DVD.
- ▶ Remove the DVD from the slot.  
The update is complete.

If the update has not been completed successfully, a message is displayed

indicating that the map update is not possible.

- ▶ **To confirm message:** Press .  
COMAND ejects the DVD.
- ▶ Remove the DVD from the slot.

An unseccussful update may be caused by one of the following:


- DVD dirty or scratched.
  - ▶ Clean the DVD.  
Please refer to the “Notes on DVD discs” section (▷ page 48).
  - ▶ Restart the update.
- Overheating as a result of excessively high temperatures in the passenger compartment.
  - ▶ Wait until the passenger compartment has cooled down.
  - ▶ Restart the update.
- The memory medium (hard drive) integrated into COMAND has a physical defect.
  - ▶ Contact an authorized Mercedes-Benz Center.

## General Information

### Operational Readiness of the Navigation System after the System Software Update

Sometimes the installed map software is no longer compatible following a system software update by an authorized Mercedes-Benz Center. In this case, the navigation system is not operational.

- ▶ **To update map software:** Proceed as described in the “Update Process” section (▷ page 49). Use map software compatible with the system software.

 Please note that in this case the update must run through right to the end. If you cancel beforehand, the navigation system will still not be ready for operation.