









If, after turning off the engine, you do not open or close a door, the lamps will automatically go out after 60 seconds.

The following lamps will come on

- Parking lamps
 - Tail lamps
 - License plate lamps
 - Side marker lamps
 - Front fog lamps
- ▶ Press button  or  to select the Sett. menu.
 - ▶ Press button  or  to select the Lights submenu.
 - ▶ Press button .
 - ▶ Press button  or  to select the Locator Lighting: function.
The current setting Enabled or Disabled is shown.










- ▶ Press button  to change the current status.
Depending on the previous status, the Locator Lighting: function will be Enabled or Disabled.

You can temporarily deactivate the headlamps delayed shut-off feature:




- ▶ Before exiting the vehicle, turn the SmartKey in the starter switch to position **0**.
- ▶ Then turn it to position **2** and back to position **0**.
The headlamps delayed shut-off feature is deactivated. It will reactivate as soon as you start the engine.

Setting ambient lighting

Use this function to adjust the brightness of the ambient lighting.








- ▶ Press button  or  to select the Sett. menu.
- ▶ Press button  or  to select the Lights submenu.
- ▶ Press button .
- ▶ Press button  or  to select the Ambient Light Brightness: function.



- ▶ Press button .
- ▶ Press button  or  to set the Ambient Light Brightness: .
The setting Level 1 represents the darkest level and setting Level 5 the brightest level. The ambient light is switched off at setting Disabled.

Switching interior lighting delayed shut-off on or off

Use this function to set whether you would like the interior lighting to remain on for 10 seconds during darkness after you have removed the SmartKey from the starter switch.

- ▶ Press button  or  to select the Sett. menu.
- ▶ Press button  or  to select the Lights submenu.
- ▶ Press button .
- ▶ Press button  or  to select the Interior Lighting Delay: function.
The current setting Enabled or Disabled is shown.