

2011 Mercedes Benz E Class Sedan (W212)



Remote Start, Security, Keyless Entry, Accessories

Item	Wire Color	Polarity	Wire Location
12 Volts	red (100A)	+	trunk fuse box, 1 pin plug, pin 1
Second 12 Volts	N/A		
Starter	purple/white or red/green (for starter kill only)	+	underhood fuse box, 7 pin plug (3M), pin 4
Second Starter	N/A		
Ignition	black/blue (for ignition sense only)	+	trunk fuse box, 52 pin plug (9I), pin 18
Second Ignition	N/A		
Third Ignition	N/A		
Accessory	N/A		
Second Accessory	N/A		
Third Accessory	N/A		
Keysense	N/A		
Data Bus	N/A		
Can Bus High	brown/red	data	driver kick or trunk fuse box, 52 pin plug (9I), pin 30
Can Bus Low	brown	data	driver kick or trunk fuse box, 52 pin plug (9I), pin 31
Can Bus Sw	N/A		
Power Lock	gray/blue	-	Left Front Door Module, plug (C5), pin 4
Power Unlock	(same as power lock)	- resistor	
Lock Motor	green/black	5 wire	Left Front Door Module, plug (C7), pin 7
Driver Unlock Motor	green	5 wire	Left Front Door Module, plug (C7), pin 6
Passenger Unlock Motor	green	5 wire	Right Front Door Module, plug (C7), pin 6
Parking Lights (-)	(LIN bus)		
Parking Lights (+)	gry/bk (LF), gry/rd (RF); gry/bk (LR), gry/rd (RR)	+	undrhd FB, 18P plg(21M), pins 13, 14; trnk FB, 28P plg(5H),pins17,16
Hazards	(LIN bus)		
Turn Signal (Left)	black/white (F); black/white (R)	+	underhood FB, 18P plg (20M), pin 18; trunk FB, 28P plg (5H), pin 25
Turn Signal (Right)	black/green (F); black/green (R)	+	underhood FB, 18P plg (18M), pin 11; trunk FB, 28P plg (5H), pin 15
Headlight	yellow/black (L); yellow (R) (low beams)	+	underhood FB, 10 pin plug (15M), pin 8; 10 pin plug (14M), pin 2
AutoLights	(LIN bus)		
Reverse Light	gray/blue	+	trunk fuse box, 32 pin plug (6HD), pin 5
Left Front Door Trigger	brown/pink	-	Left Front Door Module, plug (C7), pin 9
Right Front Door Trigger	brown/pink	-	Right Front Door Module, plug (C7), pin 9
Left Rear Door Trigger	purple	-	trunk fuse box, 52 pin plug (9I), pin 4
Right Rear Door Trigger	gray	-	trunk fuse box, 52 pin plug (9I), pin 3

<i>Remote Start, Security, Keyless Entry, Accessories (Continued)</i>			
Item	Wire Color	Polarity	Wire Location
Dome Supervision	(CAN bus, frnt dome lamp); blk/gry(rear dome lamp)	+	overhead control panel, 8 pin plug (C), pin 5
Trunk/Hatch Pin	brown/yellow	-	trunk fuse box, 32 pin plug (6HD), pin 29
Rear Glass Pin	N/A		
Hood Pin	brown/red	-	hood switch or trunk fuse box, 52 pin plug (9I), pin 5
Trunk/Hatch Release	gray (rear handle switch)	-	trunk fuse box, 32 pin plug (6HD), pin 31
Trunk Release Motor	black/white	5 wire	trunk fuse box, 32 pin plug (6HD), pin 3
Fuel Door Release	(unlocks along with doors)		
Power Sliding Door (Left)	N/A		
Power Sliding Door (Right)	N/A		
Factory Alarm Arm	(factory remote only)		
Factory Alarm Disarm	(factory remote only)		
Disarm No Unlock			
Trunk Alarm Shunt	N/A		
Tachometer	white/strip	ac	any fuel injector, 2 pin plug, pin 2
Wait to Start	N/A		
Neutral Safety	N/A		
Clutch Pedal	N/A		
Fuel Pump	black/purple	+	underhood fuse box, 5 pin plug (9G), pin 5
Rear Defroster	black	+ latched	trunk fuse box, 1 pin plug (1H), pin 1
Mirror Defroster	(CAN bus)		
Left Front Heated Seat	(LIN bus)		
Right Front Heated Seat	(LIN bus)		
Speed Sense	(wheel speed sensor)		
Brake Wire	black/red	+	trunk fuse box, 32 pin plug (6HD), pin 1
Parking Brake	brown/black	-	parking brake switch, 2 pin plug, pin 2
Horn Trigger	black or black/white	+	underhood fuse box, 10 pin plug (15M), pin 9
Wipers	(CAN bus)		
Left Front Window (Up/Down)	(not recommended because of factory auto up/down)		
Right Front Window (Up/Down)	(not recommended because of factory auto up/down)		
Left Rear Window (Up/Down)	(not recommended because of factory auto up/down)		
Right Rear Window (Up/Down)	(not recommended because of factory auto up/down)		
Sun Roof (Open/Close)	(not recommended because of factory auto open/cls)		
Sun Roof (Limit/Close)	N/A		
Memory Seat 1	(LIN bus)		
Memory Seat 2	(LIN bus)		
Memory Seat 3	(LIN bus)		


Audio

Item	Wire Color	Polarity	Wire Location
Radio 12V	red/blue	+	radio, 16 pin plug, pin 15
Radio Ground	brown	-	radio, 16 pin plug, pin 12
Radio Ignition	(CAN bus)		
Radio Illumination	(CAN bus)		
Factory Amp Turn-on	blue/black (MOST wake up)		radio, 16 pin plug, pin 16
Power Antenna	blue (mobile phone on/off)		radio, 16 pin plug, pin 13
Left Front Speaker (+/-)	green - brown/green	+,-	radio, 16 pin plug, pins 3 - 7
Right Front Speaker (+/-)	orange - brown/orange	+,-	radio, 16 pin plug, pins 2 - 6
Left Rear Speaker (+/-)	purple - brown/purple	+,-	radio, 16 pin plug, pins 4 - 8
Right Rear Speaker (+/-)	white - brown/white	+,-	radio, 16 pin plug, pins 1 - 5
Center Channel (+/-)	gray - brown/gray	+,-	amplifier in trunk left side, 32 pin plug, pins 23 - 28
Subwoofer (+/-)	white - brown (preamp); black (amp turn-on)	+,-	amplifier in trunk left side, 32 pin plug, pins 24 - 29; pin 31
Aux. Audio Input Left (+/-)	black - brown	+,-	radio, 12 pin plug, pins 6 - 11
Aux. Audio Input Right (+/-)	yellow - brown	+,-	radio, 12 pin plug, pins 12 - 11
RSE Video (+/-)			
RSE Audio Left (+/-)	yellow - brown	+,-	radio, 10 pin plug, pins 5 - 10
RSE Audio Right (+/-)	black - brown	+,-	radio, 10 pin plug, pins 9 - 10
Satellite Radio 12 Volts	red/yellow	+	Sat Radio in trunk left side, 4 pin plug, pin 2
Satellite Radio Ground	brown	-	Sat Radio in trunk left side, 4 pin plug, pin 1
Satellite Radio Ignition	blue/black (MOST wake up)		Sat Radio in trunk left side, 4 pin plug, pin 3
Satellite Radio Antenna	(coaxial cable)		
Satellite Audio Left (+/-)	(MOST bus)		
Satellite Audio Right (+/-)	(MOST bus)		

What Fits

Item	Size	Depth	Location
Headunit	irregular		center of dash
Left Front Speaker			left front door
Left Front Tweeter			left front door
Right Front Speaker			right front door
Right Front Tweeter			right front door
Left Rear Speaker			left rear door
Left Rear Tweeter			left rear door (twtr); left rear deck (surr)
Right Rear Speaker			right rear door
Right Rear Tweeter			right rear door (twtr); right rear deck (surr)
Center Channel			top center of dash
Subwoofer			center of rear deck
Left Front Headrest			
Right Front Headrest			
Left Rear Headrest			
Right Rear Headrest			
Satellite Radio Tuner			trunk left side


Wiring Photo and Notes: Can Bus High



Notes:

There are currently no notes for this item.

Wiring Photo and Notes: Can Bus Low



Notes:

There are currently no notes for this item.


Wiring Photo and Notes: Left Front Speaker (+/-)



Notes:

On models with amplifier, the woofer wires are blue - brown/blue at the amplifier in trunk left side, 32 pin plug, pins 3 - 15. The midrange/tweeter wires are green - brown/green at the amplifier, 32 pin plug, pins 6 - 18.

Wiring Photo and Notes: Right Front Speaker (+/-)



Notes:

On models with amplifier, the woofer wires are red - brown/red at the amplifier in trunk left side, 32 pin plug, pins 4 - 16. The midrange/tweeter wires are orange - brown/orange at the amplifier, 32 pin plug, pins 5 - 17.



Wiring Photo and Notes: Left Rear Speaker (+/-)



Notes:

On models with amplifier, the midrange/tweeter wires are purple - brown/purple at the amplifier in trunk left side, 32 pin plug, pins 8 - 20. The surround wires are yellow - brown/yellow at the amplifier, 32 pin plug, pins 10 - 22.

Wiring Photo and Notes: Right Rear Speaker (+/-)



Notes:

On models with amplifier, the midrange/tweeter wires are white - brown/white at the amplifier in trunk left side, 32 pin plug, pins 7 - 19. The surround wires are pink - brown/pink at the amplifier, 32 pin plug, pins 9 - 21.

There is currently
no photo for this item.



© 2015 Directed. All rights reserved.

DirectWire and its vehicle information are for the sole use of authorized Directed personnel and it's participating dealers and distributors. The information contained on these pages may contain confidential and privileged information. Any unauthorized review, use, disclosure or distribution is prohibited.