





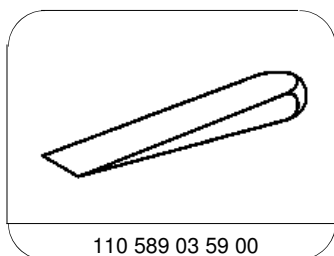
P82.62-3491-08

1 Insulation mat
2 Mounting wedge

3 Bolts
4 Electrical connector

N40/9 Rear bass speaker amplifier

 	Remove/install		
1	Switch off ignition and remove transmitter key or KEYLESS-GO start/stop button from electronic ignition lock control unit	 KEYLESS-GO start/stop button only on vehicles with code (889) Keyless-Go.	
2	Remove rear shelf		AR68.30-P-4580EW
3	Lift damping mat (1) until rear bass speaker amplifier (N40/9) is accessible and support insulating mat (1) with assembly wedges (2)n		*110589035900
4	Remove bolts (3)		
5	Lift rear bass speaker amplifier (N40/9)		
6	Disconnect electrical connector (4)		
7	Remove rear bass speaker amplifier (N40/9)		
8	Install in the reverse order		



110 589 03 59 00

Mounting wedge