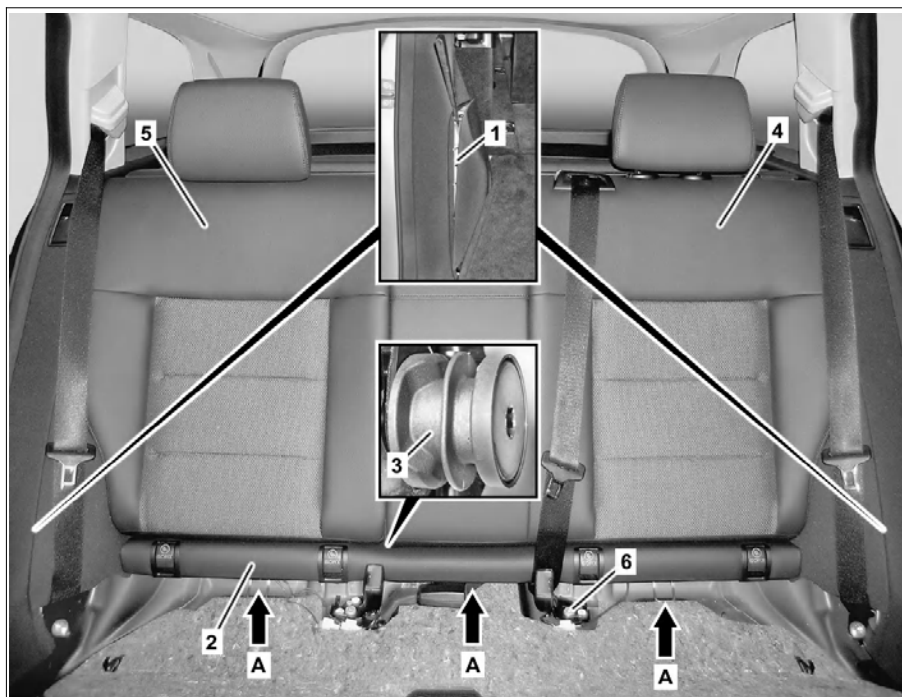



MODEL 212.2

- 1 Inner side bolster
- 2 Upholstery strip
- 3 Center bearing pin
- 4 Left rear backrest
- 5 Right rear backrest
- 6 Screw



P91.12-3480-06

- 7 Outer side bolster
- 8 Front load compartment floor
- 9 Screw
- 10 Screw
- 11 Connector



P91.12-3481-06

		Clip remover	*452589016300
	Remove/install		
1	Remove rear seat cushion	MODEL 212.2 without CODE 224 (Rear individual seat design) Remove/install rear seat cushion	AR91.12-P-1020CW
2	Lift upholstery strip (2), unclip wire hoop from bracket (arrows A) and remove upholstery strip (2)		
3	Remove screw/bolt (6) and remove seat belt buckle from belt end fitting	Removal: When removing left rear backrest (4)	

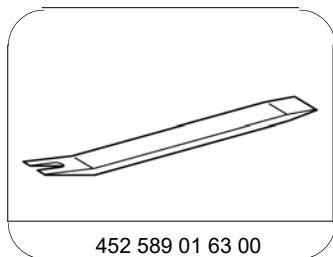
		<p>i Do not disconnect left rear seat belt buckle switch electrical connector.</p> <p>Nm Bolt, rear belt buckle</p>	*BA91.40-P-1015-01Q
4	Unlock left rear backrest (4) or right rear backrest (5) and fold forward		
5	Unclip inner side bolster (1) from outer side bolster (7)	S Clip remover	*452589016300
6	Remove front cargo area floor (8)	i Cargo area floor can be removed without a tool.	
7	Unclip bearing bracket cover at center pivot bearing		
8	Remove screw/bolt (10) at center pivot bearing	i Installation: Ensure the installation position of the rear backrest inclination switch actuator integrated into the bearing pin (3) is correct, make a mark if necessary.	
9	Swivel bearing bracket forward approx. 180°		
10	Remove screw/bolt (9) at outer pivot bearing	<p>i Rear backrest is under tension. At approx. 45° backrest angle the rear backrest is not under tension.</p> <p>Nm Bolt, outer pivot bearing to body</p>	*BA91.12-P-1006-03I
11	Expose and disconnect electrical connector (11) in area of outer pivot bearing		
12	Pull outer seat belt to one side and remove left rear backrest (4) or right rear backrest (5) from the vehicle	! Carefully remove left rear backrest (4) or right rear backrest (5) from vehicle. Otherwise rear door and entrance area may be damaged.	
13	Install in the reverse order		

Nm Rear seats

Number	Designation		MODEL 212
BA91.12-P-1006-03I	Bolt, outer pivot bearing to body	Nm	40

Nm Seat belts/emergency tensioning retractors

Number	Designation		MODEL 212.2
BA91.40-P-1015-01Q	Bolt, rear belt buckle	Nm	40



452 589 01 63 00

Clip remover