



Mercedes-Benz

Campaign No. 2016120005, May 2017

TO: ALL MERCEDES-BENZ CENTERS

SUBJECT: **Models 207, 212, 222, and 231; Model Years 2013 - 2016**
Replace Electric Power Steering Rack

Daimler AG ('DAG'), the manufacturer of Mercedes-Benz vehicles, has determined that on certain E-Class Coupe (207 platform), E-Class (212 platform), S-Class (222 platform) and SL (231 platform) vehicles, electric power steering control modules might have been equipped with improperly soldered contacts. If the pins lose complete contact, the vehicle's electric power steering may deactivate, increasing the risk of a crash. In addition, the complete loss of electrical connection could lead to a short circuit within the control module, increasing the risk of a fire.

Prior to performing this Recall Campaign:

- Please check VMI to determine if the vehicle is involved in the Campaign and if it has been previously repaired.
- Please review the entire Recall Campaign bulletin and follow the repair procedure exactly as described.


Please note that Recall Campaigns **do not expire** and may also be performed on a vehicle with a vehicle status indicator.

Approximately 70 vehicles are involved.

Order No. P-RC-2016120005

This bulletin has been created and maintained in accordance with MBUSA-SLP S423QH001, Document and Data Control, and MBUSA-SLP S424HH001, Control of Quality Records.

Procedure

1.  Replace electric power steering rack for model:
 - 207, 212; refer to WIS: AR46.20-P-0600EL
 - 222, refer to WIS: AR46.20-P-0600LF
 - 231, refer to WIS: AR46.20-P-0600RK

Primary Parts Information

Qty.	Part Name	Part Number	Estimated Replacement Rate
1	Power steering rack	Determine part number via EPC	100%

Models 207, 212


2	Nut (tie rod to knuckle)	N 00000 0008261
2	Nut (steering to support)	N 913023 012002
2	Nut (steering to support)	N 000000 003905
1	Nut (coupling to rack)	A 140 990 09 58

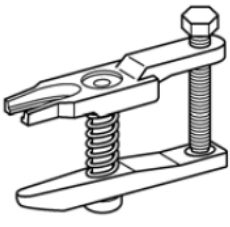
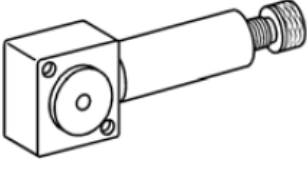
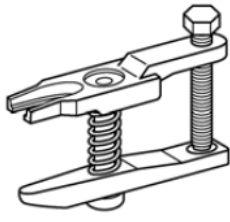

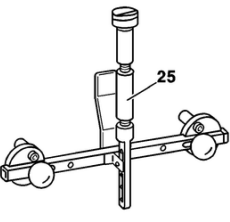
Model 222

2	Nut (tie rod to knuckle)	A 002 990 45 54
1	Nut (coupling to rack)	A 140 990 09 58
1	Threaded plate (fastening, steering gear)	A 222 628 05 00

Model 231

2	Nut (tie rod to knuckle)	A 002 990 45 54
1	Nut (coupling to rack)	A 140 990 09 58
1	Threaded plate (fastening, steering gear)	A 231 628 00 00

 **Special Tools**

 <p>221 589 05 33 00</p>	 <p>163 589 03 43 00</p>	 <p>221 589 00 33 00</p>
Puller	Press	Puller
 <p>171 589 00 34 00</p>	 <p>129 589 01 21 00</p>	
Thrust piece	Retainer device	

 **Note** (regarding WIS documents referenced in this Procedure):

Replacement of parts not listed in the parts table of this Procedure are not claimable under this campaign. If replacement of additional part(s) is necessary, check coverage prior to submitting under warranty.

i Note:

- Please be aware that only the part number(s) referenced in the Campaign Bulletin is/are approved for use to repair the vehicle. Repairs performed using any other part(s) will not have been performed in accordance with the campaign. Accordingly, warranty claims submitted with reference to an improper part number(s) will be denied.
- The following allowable labor operation should be used when submitting a warranty claim for this repair:

Warranty Information

Operation: Replace power steering rack (02-9748).
 Extra work for: Remove/install engine compartment lining in vehicles with underbody protection (02-9676)
 Perform wheel alignment check (02-9749)
 (Includes: Adjust track of front wheels).

Damage Code	Operation Number	Labor Time (hrs.)
46 941 34 7	02-9748	2.0 (models 207, 212, 222)
		2.1 (model 231)
	02-9676	ZM
	02-9749	0.9

i Note

Operation Number labor times are subject to change.