


MODEL 212.0 with CODE (224) Rear individual seats Design




Shown with code (864) Rear entertainment system

- 1 Rear center console
- 2 Stowage compartment
- 3 Retaining tab
- 4 Brackets
- 5 Cup holder
- 6 Inserts
- 7 Bolts

A40/4 DVD player (with code (864) Rear entertainment system)



P68.20-4166-06

 	Remove/install		
1	Open stowage compartment (2)		
2	Remove cup holder (5)		
3	Remove inserts (6) from stowage compartment (2)		
4	Remove bolts (7)		
5	Disconnect electrical connectors from DVD player (A40/4)	For vehicles with code (864) Rear entertainment system	
6	Remove rear center console (1) toward front	 Installation: Ensure that retaining tabs (3) are seated correctly in bracket (4).	
7	Install in the reverse order		