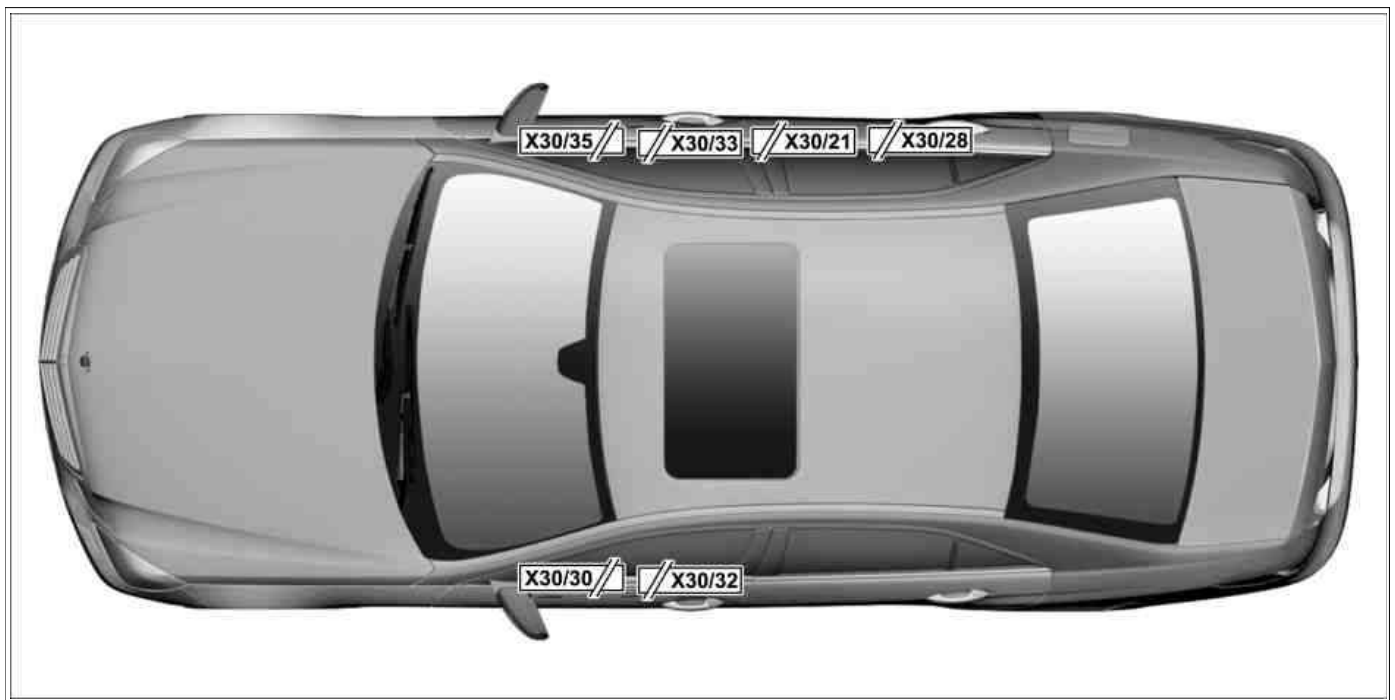


## MODEL 212.0



P00.19-4422-09

**Shown on model 212.0**

X30/21	<i>Drive train CAN voltage distributor electrical connector</i>	X30/30	<i>Vehicle floor chassis CAN voltage distributor electrical connector</i>	X30/33	<i>Right vehicle floor interior CAN voltage distributor electrical connector</i>
X30/28	<i>Vehicle dynamics CAN voltage distributor electrical connector</i>	X30/32	<i>Left vehicle floor interior CAN voltage distributor electrical connector</i>	X30/35	<i>Telematics CAN voltage distributor electrical connector</i>

**CAN hub assignment**

- **Drive train CAN voltage distributor electrical connector**
- **Vehicle dynamics CAN voltage distributor electrical connector**
- **Vehicle floor chassis CAN voltage distributor electrical connector**
- **Left vehicle floor interior CAN voltage distributor electrical connector**
- **Right vehicle floor interior CAN voltage distributor electrical connector**
- **Telematics CAN voltage distributor electrical connector**

**Drive train CAN voltage distributor electrical connector**

- Front SAM control unit with fuse and relay module (N10/1)
- CDI control unit (N3/9) (on diesel engine)
- ME-SFI [ME] control unit (N3/10) (on gasoline engine)
- Intelligent servo module for DIRECT SELECT (A80) (with transmission 722.9)

**Vehicle floor chassis CAN voltage distributor electrical connector**

- Instrument cluster (A1)
- Multifunction camera (A40/11) (with code (476) Automatic Lane Detection or code (513) Speed Limit Assist or code (608) Adaptive Highbeam Assist)
- Left front reversible emergency tensioning retractor (A76)
- Right front reversible emergency tensioning retractor (A76/1)
- Supplemental restraint system control unit (N2/10)
- CDI control unit
- ME-SFI [ME] control unit
- Front SAM control unit with fuse and relay module
- Electronic transmission-control control unit
- Electronic Stability Program control unit (without code (233) DISTRONIC PLUS) or Premium Electronic Stability Program control unit

- Electronic transmission-control control unit (N15/3) (on transmission 722.6)
- Electronic selector lever module control unit (N15/5) (with transmission 722)
- Fuel pump control unit (N118)
- Right footwell ground point (W15/1)
- Fully integrated transmission control unit (Y3/8n4) (with transmission 722.9)

**Vehicle dynamics CAN voltage distributor electrical connector**

- DISTRONIC electric controller unit (A89) (with code (233) DISTRONIC PLUS)
- Yaw rate sensor for lateral and longitudinal acceleration (B24/15) (with code (233) DISTRONIC PLUS) Premium Electronic Stability Program control unit (N30/7) (with code (233) DISTRONIC PLUS)
- Radar sensors control unit (N62/1) (with code (233) DISTRONIC PLUS or code (234) Blind Spot Assist)

- PARKTRONIC control unit (N62) (with code (230) Exclusive parking assist without code (498) Japan version, with code (220) PARKTRONIC and code (498) Japan version)
- Radar sensors control unit
- Electronic ignition lock control unit (N73)
- Steering column module control unit (N80)
- Tire pressure monitoring control unit (N88) (with code (475) Tire pressure monitor (Premium))
- Night View Assist control unit (N101) (with code (610) Night View Assist)
- Left footwell ground point (W15/2)

### Left vehicle floor interior CAN voltage distributor electrical connector

- Instrument cluster
- Front SAM control unit with fuse and relay module
- Automatic air conditioning control and operating unit (N22/7)
- Driver seat control unit (N32/1)  
(with code (275) Memory package for electrically adjustable front seats)
- Control unit for trunk lid control (N121)  
(with code 881) Remote trunk closing (HDFS))
- Panoramic sliding roof control module (A98)  
(with code (413) Panoramic glass sunroof with top sliding sunroof)
- Steering wheel heater function (N25/7)  
(with code (443) Steering wheel heater)
- Pneumatic pump for dynamic multicontour seat (M40/1)  
(with code (432) Dynamic multicontour seat, left and right)

- Reversing camera control unit (N66/2)  
(with code (218) Reversing camera and code (498) Japan version)
- Trailer recognition control unit (N28/1)  
(for code (550) Trailer hitch)
- Left front dynamic multicontour seat control unit (N32/19) (with code (432) Dynamic multicontour seat, left and right)
- Left front door control unit (N69/1)
- Left rear door control unit (N69/3)
- Overhead control panel control unit (N70)  
(with code (414) Power glass tilting/sliding sunroof)
- Electronic ignition switch control unit
- Left front footwell ground point
- Right vehicle floor interior CAN voltage distributor electrical connector

### Right vehicle floor interior CAN voltage distributor electrical connector






- Radio (A2)  
(with code (510) Audio 20 with CD changer or with code (523) MB Audio 20 radio)
- Radio with auto pilot system (A2/56)  
(with code (511) Audio 50 APS with DVD changer or with code (525) MB Audio 50 APS radio)
- Stationary heater control unit (A6n1)  
(with code (228) Stationary heater)
- COMAND controller unit (A40/3)  
(with code (512) COMAND APS with DVD changer or with code (527) COMAND APS with single DVD drive (with navigation) or with code (528) COMAND incl. DVD changer)
- Rear SAM control unit with fuse and relay module (N10/2)

- Rear seat heater control unit (N25/6)  
(with code (872) Electric seat heater for left and right rear seat)
- Special-purpose vehicle multifunction control unit (N26/9)  
(with code (965) Electrical preinstallation for rental vehicles)
- Front passenger seat control unit (N32/2)  
(with code (275) Memory package for electrically adjustable front seats)
- Right front dynamic multicontour seat control unit (N32/22) (with code (432) Dynamic multicontour seat, left and right)
- Right front door control unit (N69/2)
- Right rear door control unit (N69/4)
- Keyless-Go control unit (N69/5)  
(with code (889) Keyless-Go)
- WSS (Weight Sensing System) control unit (N110)  
(with code (494) USA version)
- Left vehicle floor interior CAN voltage distributor electrical connector

### Telematics CAN voltage distributor electrical connector

- Radio
- Radio with auto pilot system
- COMAND control unit
- DVD player  
(with code (864) Rear entertainment system)
- Left rear display (A40/5)  
(with code (864) Rear entertainment system)
- Right rear display (A40/6)  
(with code (864) Rear entertainment system)

- Audio/COMAND display (A40/8)
- Audio/COMAND control panel (A40/9)
- TV tuner (analog/digital) (A90/1)  
(with code (863) Digital/analog TV tuner)
- TV digital tuner (A90/3)  
(with code (527) COMAND APS with single DVD drive (with navigation) and code (498) Japan version)
- Left front footwell ground point (CAN) (W15/5)

 PE	Wiring diagram of drive train CAN	Potential distributor X30/21	PE00.19-P-2170-99DAA
 PE	Wiring diagram of vehicle dynamics CAN	Potential distributor X30/28	PE00.19-P-2190-99DAA
 PE	Wiring diagram of chassis CAN	Potential distributor X30/30	PE00.19-P-2195-99DAA
 PE	Wiring diagram of interior CAN	Potential distributor X30/32 Potential distributor X30/33	PE00.19-P-2185-99DAA PE00.19-P-2185-99DAB
 PE	Wiring diagram of telematics CAN	Potential distributor X30/35	PE00.19-P-2180-99DAA