

Document number : pe00.19-p-2185-97dab

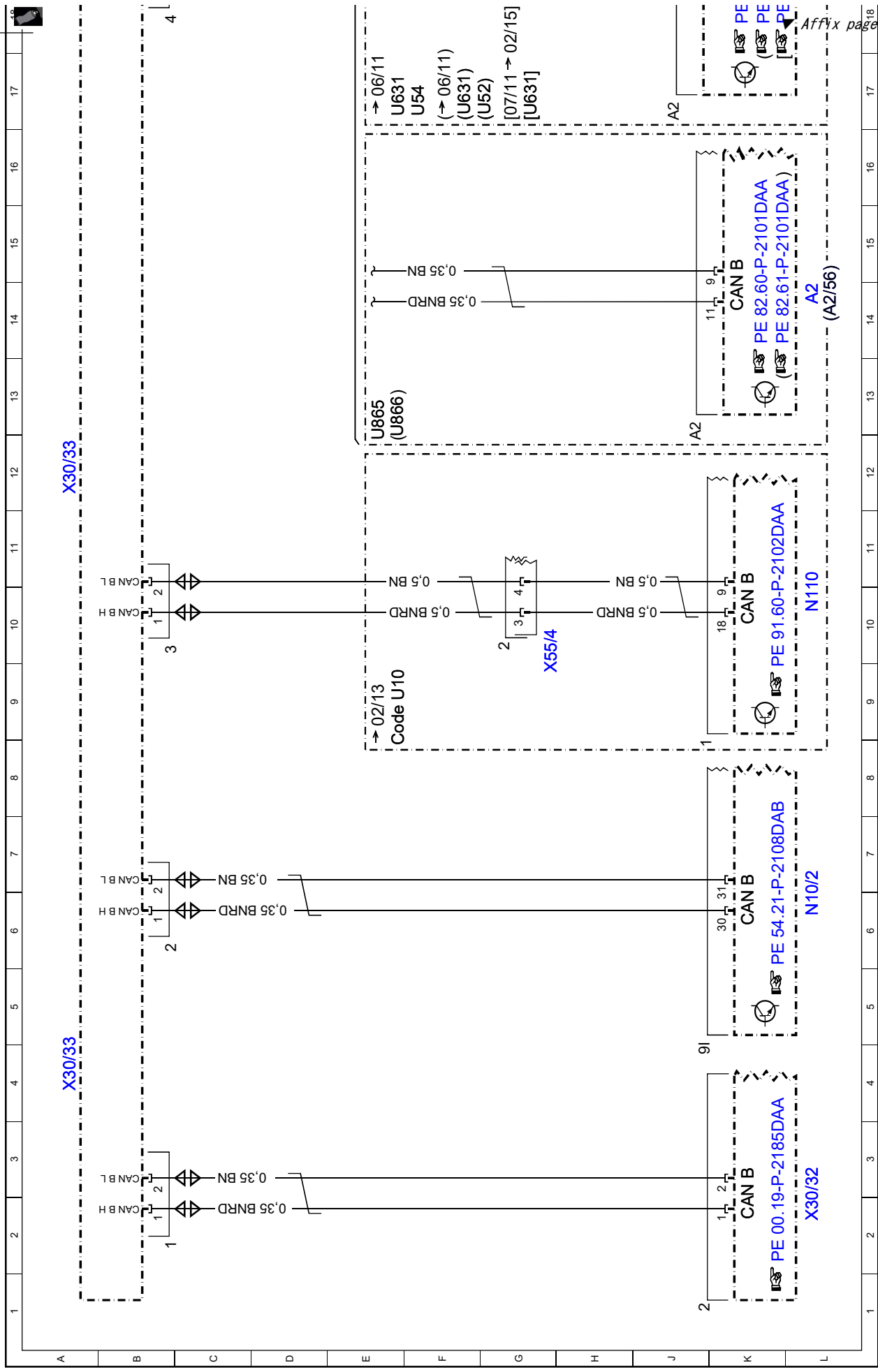
Document title : Wiring diagram of interior CAN

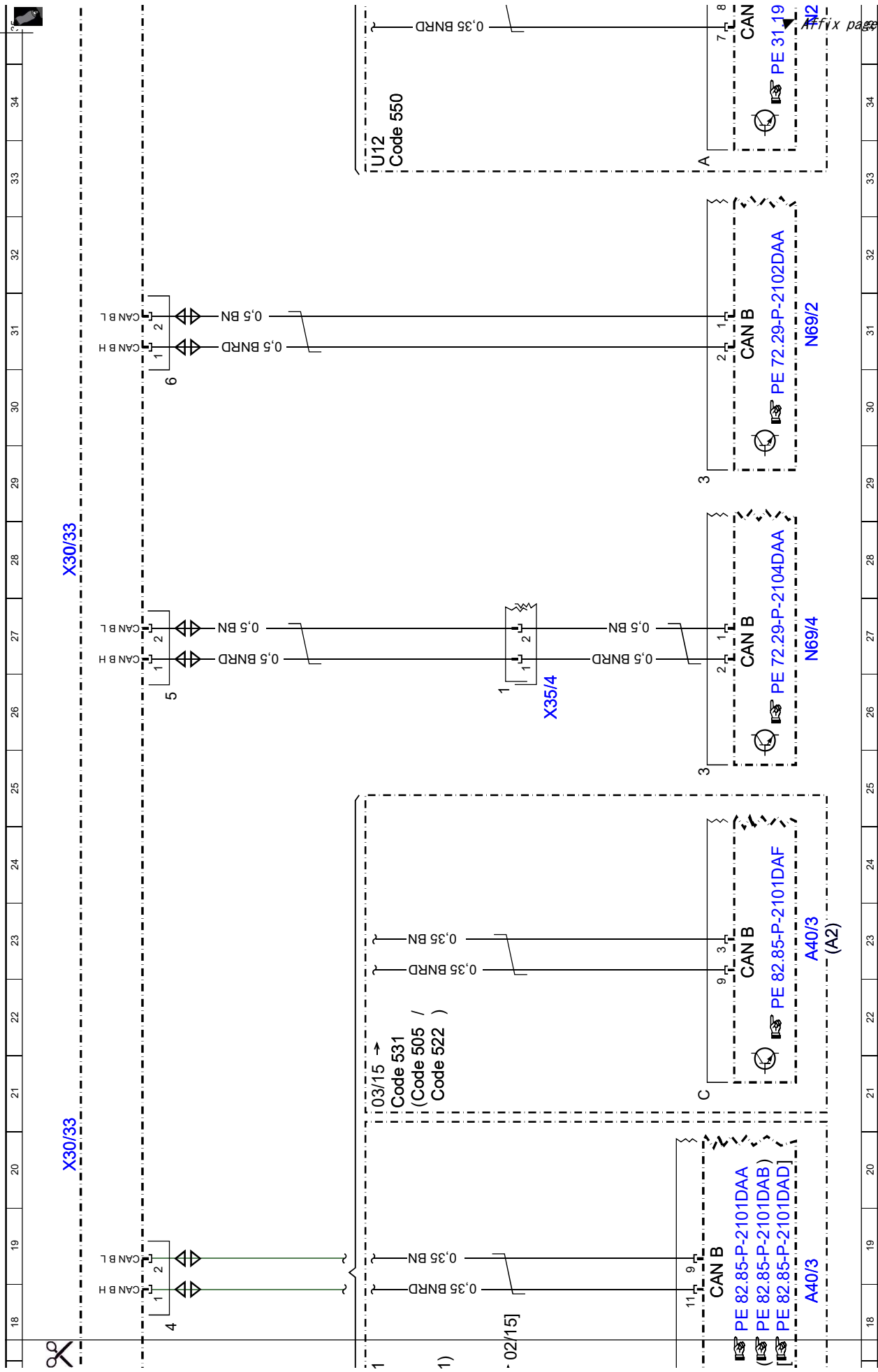
Code: Designation: Position:

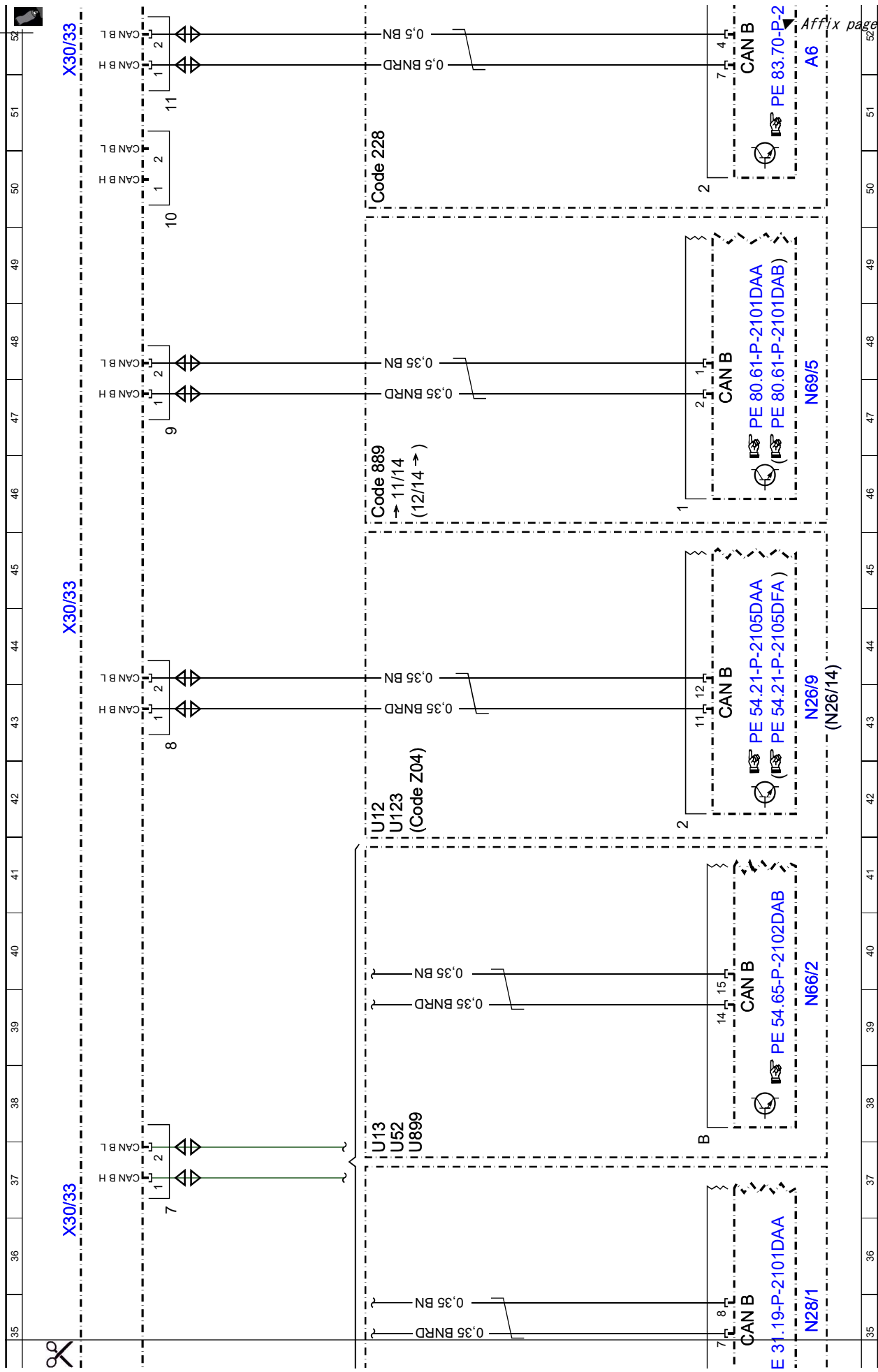
A0	Color code key	72L
A2	Radio	14L
A2	Radio	23L
A2/56	Radio with auto pilot system	14L
A40/3	COMAND control unit	18L
A40/3	COMAND control unit	23L
A6	Stationary heater unit	52L
CAN B	Interior CAN	2K
CAN B	Interior CAN	6K
CAN B	Interior CAN	10K
CAN B	Interior CAN	19K
CAN B	Interior CAN	14K
CAN B	Interior CAN	27K
CAN B	Interior CAN	31K
CAN B	Interior CAN	35K
CAN B	Interior CAN	56K
CAN B	Interior CAN	39K
CAN B	Interior CAN	43K
CAN B	Interior CAN	47K
CAN B	Interior CAN	52K
CAN B	Interior CAN	60K
CAN B	Interior CAN	64K
CAN B	Interior CAN	23K
Code 228	Stationary heater	50E
Code 275	Front passenger seat memory package / electrically adjustable driver seat	58E
Code 432	Left and right front dynamic multi-contour seats	62E
Code 505	Radio 20 NT65, non-navigation-capable	21F
Code 522	Audio 20 radio	21F
Code 531	COMAND APS	21F
Code 550	Trailer hitch	33E
Code 872	Left and right rear seat heaters	54E
Code 889	KEYLESS-GO	46E
Code U10	Weight sensing system (WSS)	8F
Code Z04	High protection B4	42F
N10/2	Rear SAM control unit with fuse and relay module	6L
N110	Weight Sensing System (WSS) control unit	10L
N25/6	Rear seat heaters control unit	56L
N26/14	Special vehicle multifunction control unit (SVMCU [MSS])	43L
N26/9	Special-purpose vehicle multifunction control unit	43L

Document number : pe00_19-p-2185-97dab
Document title : Wiring diagram of interior CAN

Code:	Designation:	Position:
N28/1	Trailer recognition control unit	35L
N32/2	Front passenger seat control unit	60L
N32/22	Right front dynamic multicontour seat control unit	64L
N66/2	Backup camera control unit	39L
N69/2	Right front door control unit	31L
N69/4	Right rear door control unit	27L
N69/5	KEYLESS-60 control unit	47L
U12	Valid for left-hand drive vehicles	33E
U12	Valid for left-hand drive vehicles	42E
U12	Valid for left-hand drive vehicles	62F
U123	Valid for taxi electrical system	42E
U13	Valid for right-hand drive vehicles	37E
U13	Valid for right-hand drive vehicles	62F
U52	Valid for Japan	37E
U52	Valid for Japan	17G
U54	Valid for all except Japan	17F
U631	Valid for COMAND	17F
U631	Valid for COMAND	17F
U631	Valid for COMAND	17G
U865	Valid for Audio 20	12E
U866	Valid for Audio 50	12E
U899	Valid for backup camera	37F
X30/32	Left vehicle floor interior CAN voltage distributor electrical connector	2L
X30/33	Right vehicle floor interior CAN voltage distributor electrical connector	12A
X30/33	Right vehicle floor interior CAN voltage distributor electrical connector	4A
X30/33	Right vehicle floor interior CAN voltage distributor electrical connector	20A
X30/33	Right vehicle floor interior CAN voltage distributor electrical connector	28A
X30/33	Right vehicle floor interior CAN voltage distributor electrical connector	52A
X30/33	Right vehicle floor interior CAN voltage distributor electrical connector	36A
X30/33	Right vehicle floor interior CAN voltage distributor electrical connector	44A
X30/33	Right vehicle floor interior CAN voltage distributor electrical connector	59A
X35/4	Right rear door electrical connector	26H
X55/3	Driver seat connector block	64H
X55/4	Front passenger seat connector block	10H
X55/4	Front passenger seat connector block	64H

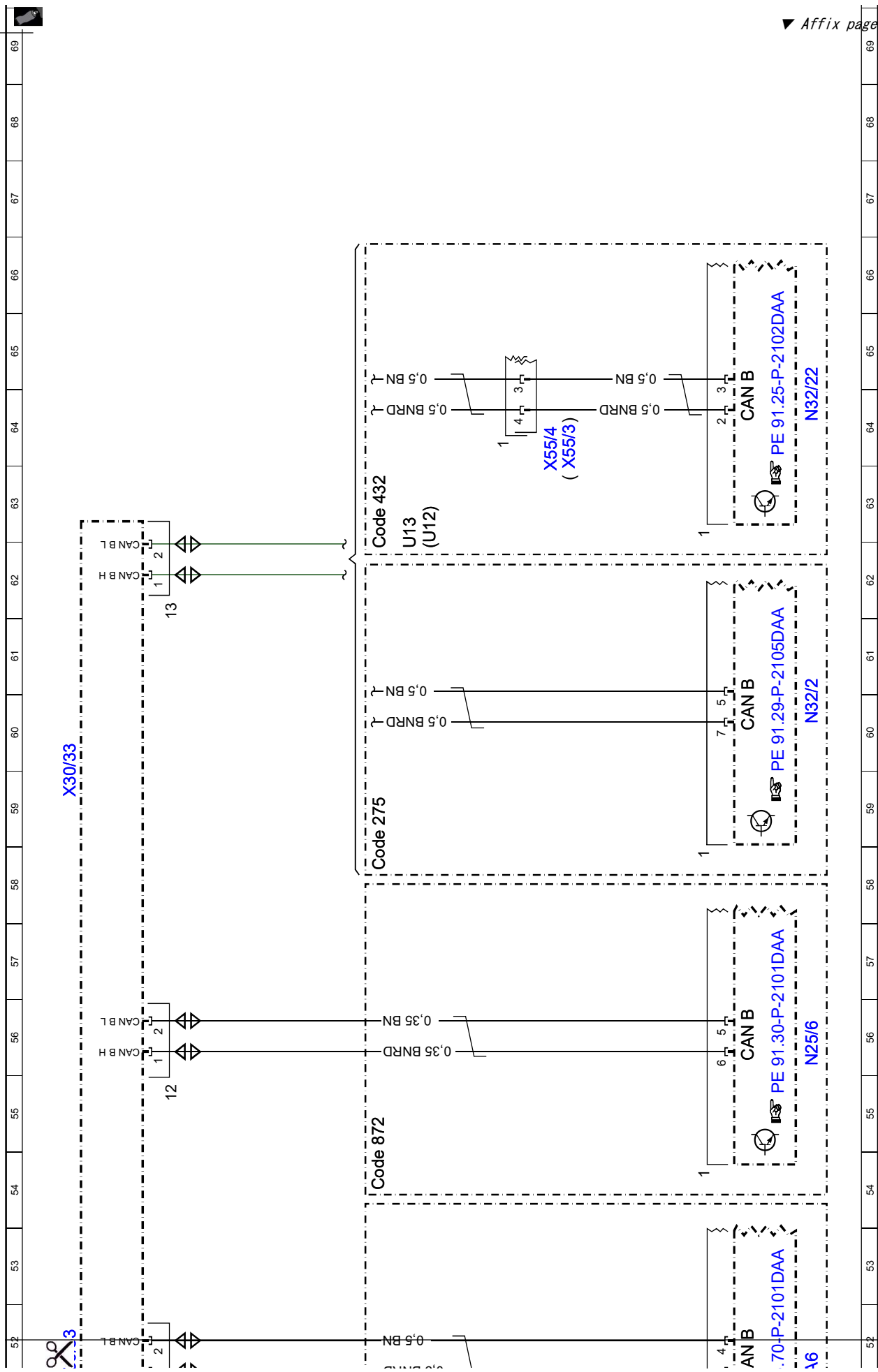






Cut here ▼

Affix page 4 here ▼



▼ Affix page 5 here ▼

Cut here

