

Document number : pe00.19-p-2185-97daa
Document title : Wiring diagram of interior CAN

Code: **Designation:** **Position:**

A0	Color code key	88L
A1	Instrument cluster	36L
A98	Panoramic sliding roof control module	22L
CAN B	Interior CAN	15K
CAN B	Interior CAN	3K
CAN B	Interior CAN	11K
CAN B	Interior CAN	19K
CAN B	Interior CAN	22K
CAN B	Interior CAN	27K
CAN B	Interior CAN	40K
CAN B	Interior CAN	36K
CAN B	Interior CAN	44K
CAN B	Interior CAN	48K
CAN B	Interior CAN	59K
CAN B	Interior CAN	51K
CAN B	Interior CAN	55K
CAN B	Interior CAN	63K
CAN B	Interior CAN	67K
CAN B	Interior CAN	70K
CAN B	Interior CAN	78K
CAN B	Interior CAN	74K
CAN B	Interior CAN	82K
Code 275	Front passenger seat memory package / electrically adjustable driver seat	65E
Code 340	Frontal display accessory (head-up display)	31F
Code 413	Panoramic sliding sunroof	21E
Code 432	Left and right front dynamic multi-contour seats	69E
Code 432	Left and right front dynamic multi-contour seats	72E
Code 443	Steering wheel heater	42E
Code 550	Trailer hitch	80F
Code 580	Air conditioning	46E
Code 581	Automatic air conditioning	46F
Code 881	Trunk lid control	57E
M40/1	Dynamic multi-contour seat pneumatic pump	74L
N10/1	Front SAM control unit with fuse and relay module	3L
N10/1	Front SAM control unit with fuse and relay module	27L
N121	Trunk lid control unit	59L
N121/1	Tailgate control control unit	55L
N22/7	Automatic air conditioning control and operating unit	48L
N25/7	Steering wheel heater control unit	44L

Document number : pe00.19-p-2185-97daa

Document title : Wiring diagram of interior CAN

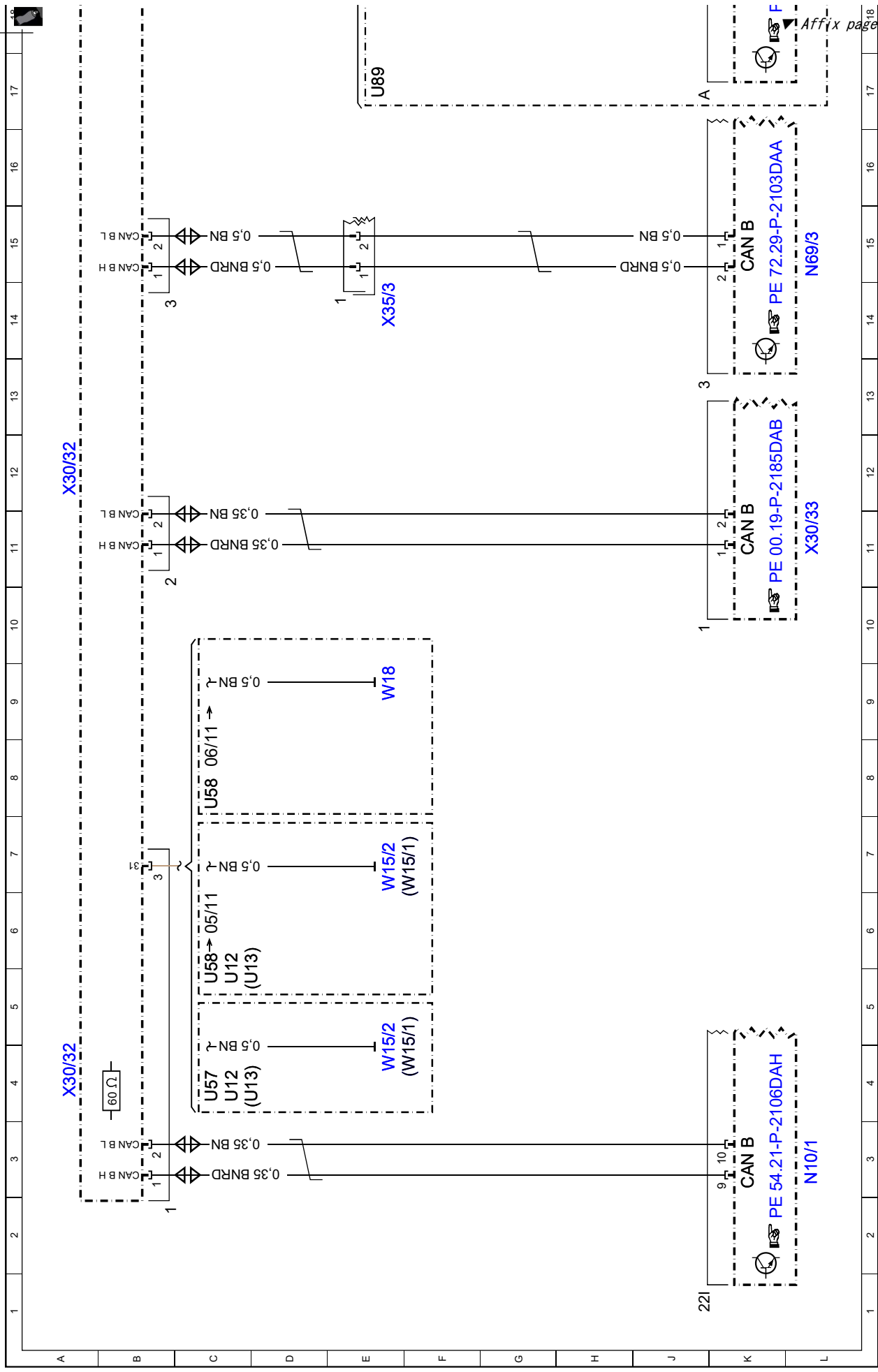
Code: Designation: Position:

N26/9	Special-purpose vehicle multifunction control unit	63L
N28/1	Trailer recognition control unit	82L
N32/1	Driver seat control unit	67L
N32/19	Left front dynamic multicontour seat control unit	70L
N66/2	Backup camera control unit	78L
N69/1	Left front door control unit	51L
N69/3	Left rear door control unit	15L
N70	Overhead control panel control unit	19L
N73	Electronic ignition switch control unit	40L
U12	Valid for left-hand drive vehicles	5C
U12	Valid for left-hand drive vehicles	4C
U12	Valid for left-hand drive vehicles	69F
U12	Valid for left-hand drive vehicles	76E
U123	Valid for taxi electrical system	61E
U13	Valid for right-hand drive vehicles	4D
U13	Valid for right-hand drive vehicles	5D
U13	Valid for right-hand drive vehicles	61E
U13	Valid for right-hand drive vehicles	69F
U13	Valid for right-hand drive vehicles	80E
U209	Valid for right-hand drive vehicles	30F
U52	Valid without code (340) Frontal display accessory (head-up display)	76E
U57	Valid for Japan	4C
U57	Valid for model 212.2	53E
U58	Valid for model 212.2	5C
U58	Valid for model 212.0/1	8C
U58	Valid for model 212.0/1	57E
U89	Valid for tilting/sliding roof	17E
U899	Valid for backup camera	76F
W15/1	Right footwell ground point	4F
W15/1	Right footwell ground point	7F
W15/2	Left footwell ground point	4E
W15/2	Left footwell ground point	7E
W18	Left front seat crossmember ground point	9E
X204	Panoramic sliding roof electrical connector	22H
X255	Instrument cluster and head-up display electrical connector	32H
X30/32	Left vehicle floor interior CAN voltage distributor electrical connector	4A
X30/32	Left vehicle floor interior CAN voltage distributor electrical connector	12A
X30/32	Left vehicle floor interior CAN voltage distributor electrical connector	28A
X30/32	Left vehicle floor interior CAN voltage distributor electrical connector	20A

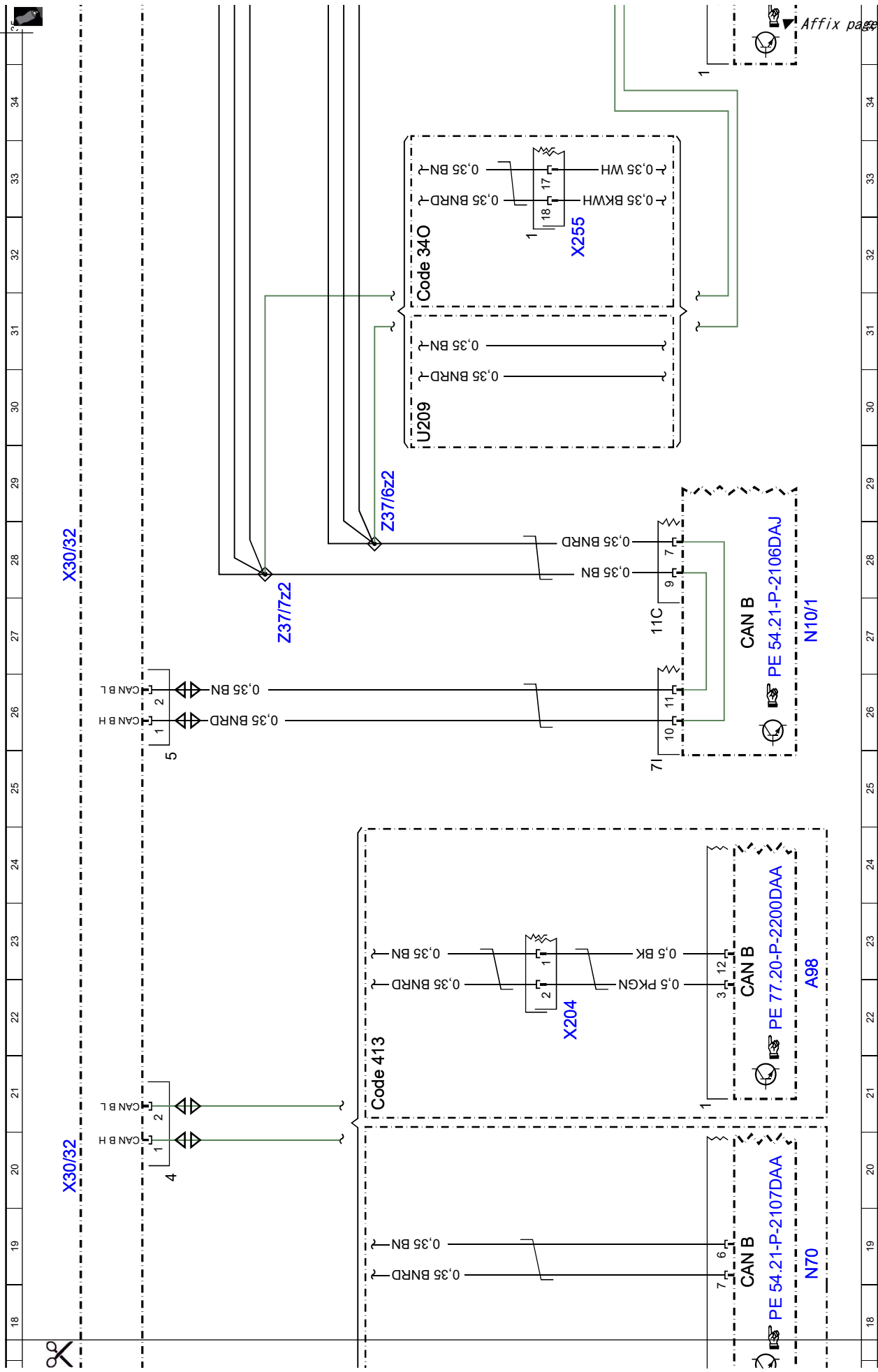
Document number : pe00.19-p-2185-97daa

Document title : Wiring diagram of interior CAN

Code:	Designation:	Position:
X30/32	Left vehicle floor interior CAN voltage distributor electrical connector	36A
X30/32	Left vehicle floor interior CAN voltage distributor electrical connector	44A
X30/32	Left vehicle floor interior CAN voltage distributor electrical connector	52A
X30/32	Left vehicle floor interior CAN voltage distributor electrical connector	60A
X30/32	Left vehicle floor interior CAN voltage distributor electrical connector	74A
X30/32	Left vehicle floor interior CAN voltage distributor electrical connector	70A
X30/32	Left vehicle floor interior CAN voltage distributor electrical connector	77A
X30/33	Right vehicle floor interior CAN voltage distributor electrical connector	11L
X35/3	Left rear door electrical connector	14E
X55/3	Driver seat connector block	70H
X55/4	Front passenger seat connector block	70H
X8/45	Left vehicle interior and tailgate electrical connector	55H
Z37/6z2	CAN bus high connector sleeve	29E
Z37/7z2	CAN bus low connector sleeve	27D

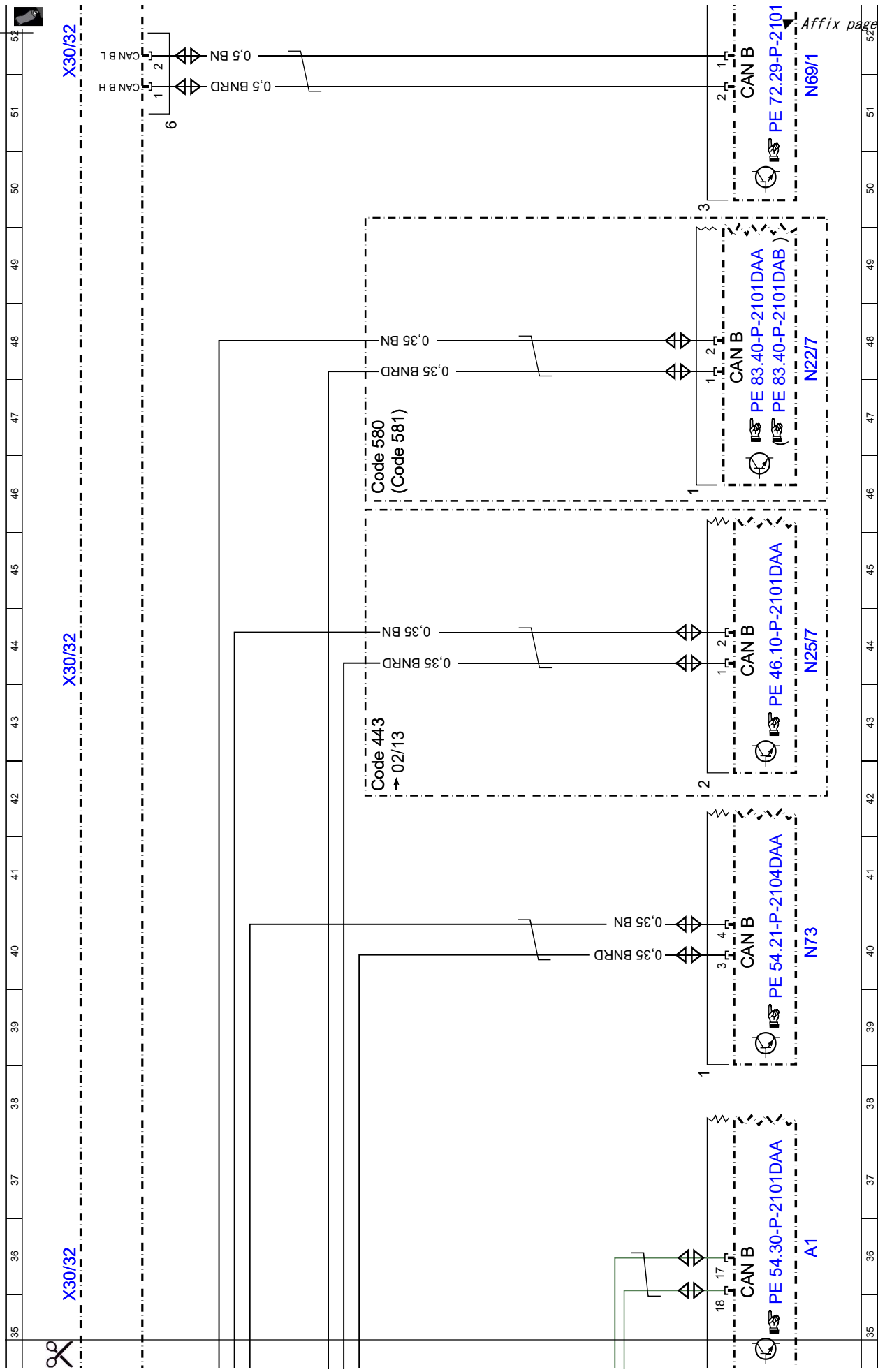


Affix page 2 here ▼



Affix page 3 here ▼

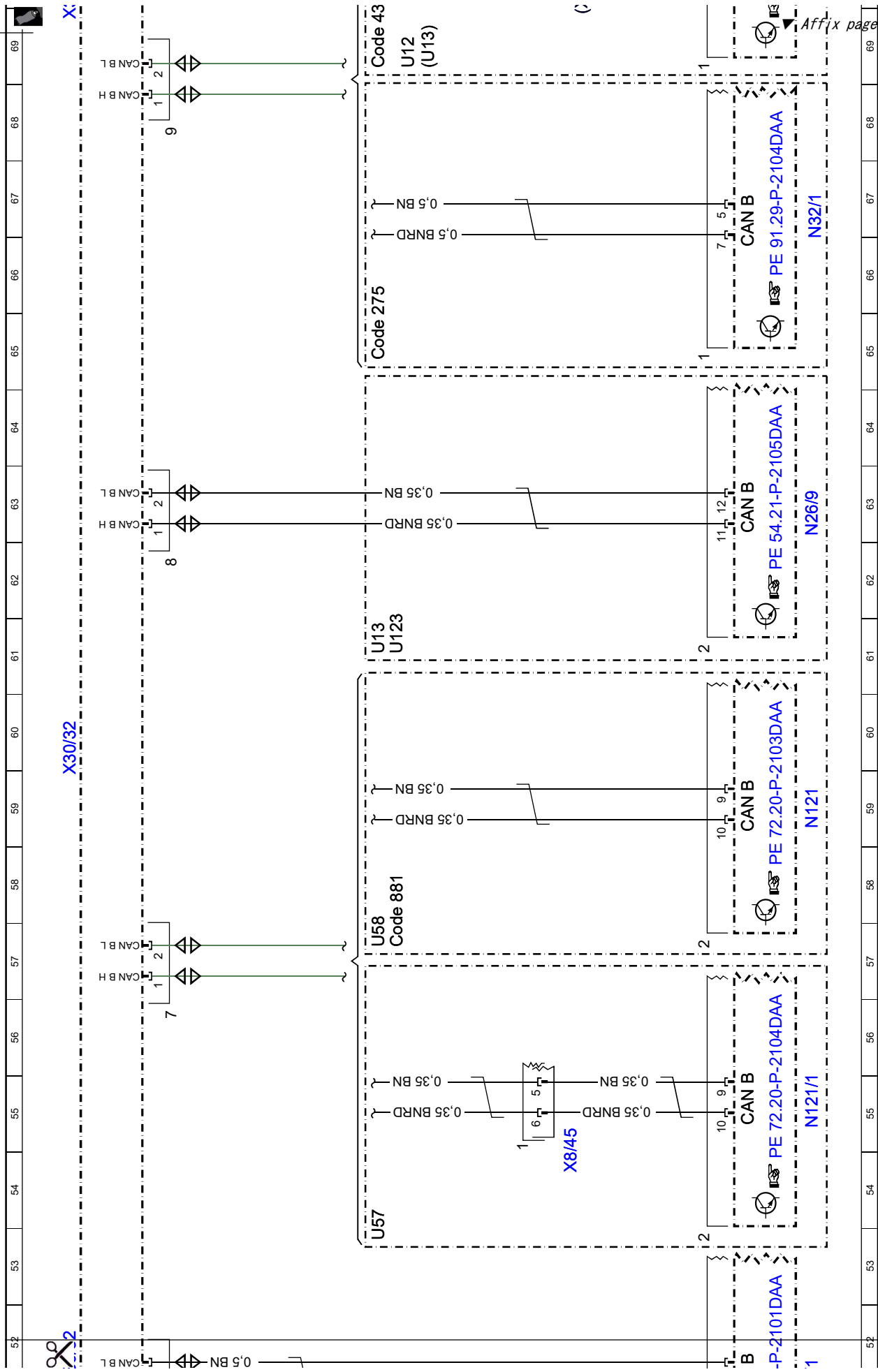
Cut here



52
51
50
49
48
47
46
45
44
43
42
41
40
39
38
37
36
35

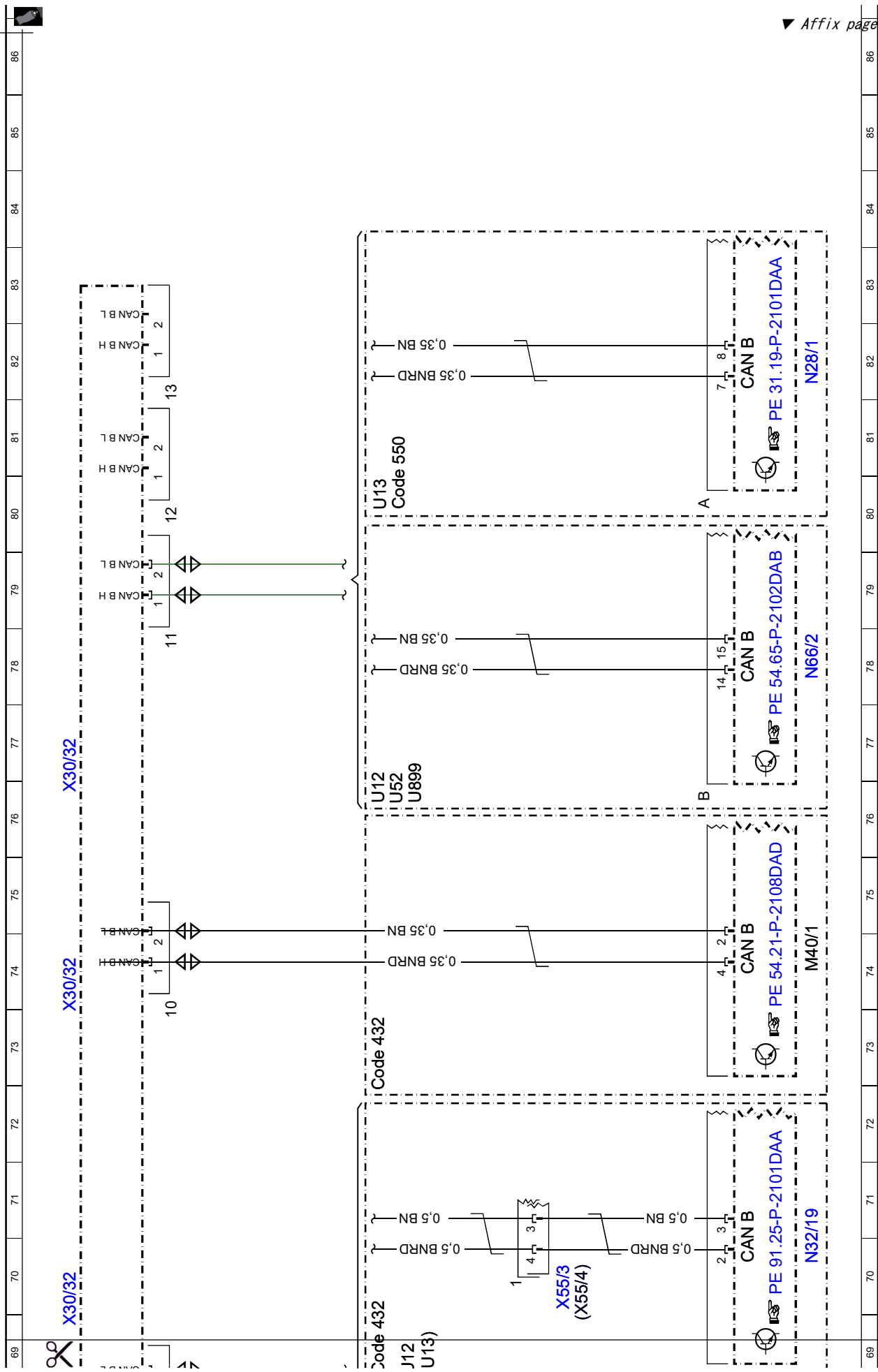
Cut here

Affix page 4 here ▼



Cut here

Affix page 5 here



▼ Affix page 6 here ▼

Cut here

