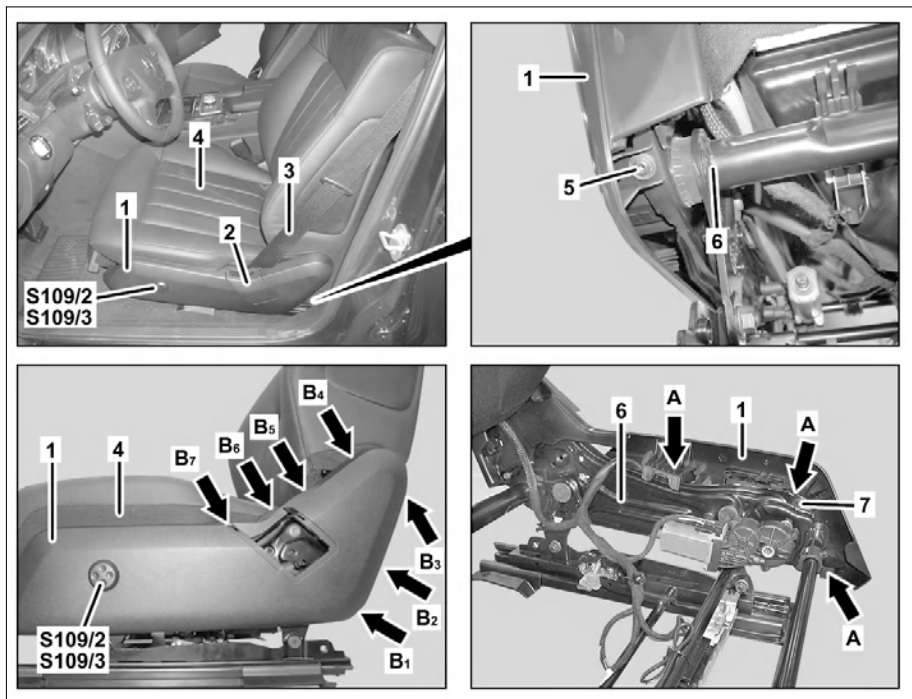


- Model212, 218
Outer cover
- Model463.202/236/237
as of model year 2010 up to model year 2013
Outer paneling, as of model year 2010, /model refinement package 2012
- Model463.222/270/271/303/340/341
as of model year 2010 up to model year 2013
Outer paneling, as of model year 2010
- Model463.306/336
up to model year 2013
Outer cover
- Model463.346
as of model year 2010 up to model year 2013
Outer paneling, /model refinement package 2012

Shown on model 212.057 at front seat with code 275 (Memory package for electrically adjustable front seats) and without code 409 (Left/right front multicontour seats) or without code 432 (Left and right dynamic multicontour seat)


- 1Cover
2Belt end fitting cover
3Seat belt
4Seat cushion
5Screw
6Seat adjustment mechanism
7Screw
S109/2Driver seat lumbar support adjustment switch
S109/3Front passenger seat lumbar support adjustment switch



P91.10-3476-06

MODEL 212, 218 with CODE 291 (pelvisbag)









- 5Screw
8Screw
9Cover
12Electrical connector
R12/41Driver pelvis bag squib
R12/42Front passenger pelvis bag squib



P91.12-3491-01

P91.10-3510-01

⚠ Warning	Risk of injury. Moving parts can pinch, crush or, in extreme cases even sever extremities.	No parts of the body or limbs should be within the operating area of mechanical components when moving components.	AS00.00-Z-0009-01A
⚠ Warning	Risk of injury caused by performing testing or repair work on airbag or emergency tensioning retractor units.	Store airbag units with deployment side facing up; do not expose to temperatures greater than 100 °C. When working on these units, disconnect the power supply.	AS91.00-Z-0001-01A
	Notes on performing repair, body work and welding on vehicles with airbags and RTE units		AH91.00-P-0002-01M

	Information on preventing damage to electronic components due to electrostatic discharge		AH54.00-P-0001-01A
	Assessment of airbag and belt tensioner units in accident vehicles		AH91.00-P-0006-01B
	Legal requirements on handling and storing airbags and emergency tensioning retractor units		AH91.00-P-0004-01A
	Remove/install		
1	Remove seat cushion (4)	Model 212, 218Outer cover	AR91.10-P-3310CW
2	Unfasten seat cushion (4) and place to one side with lines connected	Model 463.222/270/271/303/340/341 as of model year 2010 up to model year 2013 Model 463.306/336 as of model year 2010 up to model year 2013 Model 463.346 as of model year 2010 up to model year 2013  Pay attention to unobstructed movement of electrical wiring harnesses below the seat cushion (4). Otherwise there is a risk of damage.  Expose electrical wiring harnesses until the seat cushion (4) can be adequately raised.	AR91.10-P-3310GP
3	Move front seat far enough forward and up to enable the cover (1) to be removed		
4	Disconnect battery ground line	Model 212, 218Outer cover	AR54.10-P-0003EW
5	Unclip belt end fitting cover (2) from cover (1)		
6	Remove screw/bolt of belt end fitting	 Model 212.0 Model 212.1 Model 212.2 Model 218.3 Model 218.9Bolt, front belt end fitting  Model 463.202/236/237 as of model year 2010 up to model year 2013 Outer paneling, as of model year 2010, /model refinement package 2012 Model 463.222/270/271/303/340/341 as of model year 2010 up to model year 2013 Outer paneling, as of model year 2010 Model 463.306/336 up to model year 2013 Outer cover Model 463.346 as of model year 2010 up to model year 2013 Outer paneling, /model refinement package 2012Bolt on belt end fitting	*BA91.40-P-1005-01Q *BA91.40-P-1001-01C
7	Remove seat belt (3) with belt end fitting and place to one side	 Installation: Do not install seat belt (3) with belt end fitting twisted.	
8	Undo bolt (7) at front from seat adjustment mechanism (6)		
9.1	Unclip paneling (1) at catch hook (arrows B ₁ to B ₇)	Model 212, 218 except code 291 (PELVIS AIRBAG (PELVISBAG)) Outer coverModel 463.202/236/237 as of model year 2010 up to model year 2013 Outer paneling, as of model year 2010, /model refinement package 2012Model 463.222/270/271/303/340/341 as of model year 2010 up to model year 2013 Outer paneling, as of model year 2010Model 463.306/336 up to model year 2013 Outer coverModel 463.346 as of model year 2010 up to model year 2013 Outer paneling, /model refinement package 2012  Observe unclipping sequence.	
9.2	Unclip covering (9) from panel (1)	Model 212, 218 with code 291 (PELVIS AIRBAG (PELVISBAG))	
10	Undo bolt (5) at rear from seat adjustment mechanism (6)		
11	Remove screws/bolts (8) of pelvis bag at backrest frame	Model 212, 218 with code 291 (PELVIS AIRBAG (PELVISBAG))  Screw/bolt, pelvis airbag to backrest frame	*BA91.60-P-1014-01M

12	Disconnect electrical connection of driver pelvisbag squib (R12/41) and electrical connection of front passenger pelvisbag squib (R12/42)	Model 212, 218 with code 291 (PELVIS AIRBAG (PELVISBAG))	
13	Disconnect electrical connection (12)	Model 212, 218 with code 291 (PELVIS AIRBAG (PELVISBAG))	
14.1	Remove cover (1) far enough until the electrical connector of the driver seat partially electric seat adjustment switch or the front passenger seat partially electric seat adjustment switch can be disconnected	Model 212, 218 except code 275 (Memory package) i Installation: Please ensure that the tabs (arrows A) of the paneling (1) are correctly seated at the seat adjustment mechanism (6).	
14.2	Remove paneling (1) far enough for the electrical connector of the driver seat lumbar support adjustment switch (S109/2) or the front passenger seat lumbar support adjustment switch (S109/3) to be disconnected	Model 212, 218 with code 275 (Memory package) except code 409 (Left/right front multicontour seat) Outer coverModel 212 except code 275 (Memory package) except code 432 (Left and right dynamic multicontour seat) Outer coverModel 218 except code 275 (Memory package) except code 432 (Left and right dynamic multicontour seat) Outer coverModel 463.202/236/237 as of model year 2010 up to model year 2013 except code SM7 (Left front multicontour seat) except code SM8 (Front passenger multicontour seat) Outer paneling, as of model year 2010, /model refinement package 2012Model 463.222/270/271/303/340/341 as of model year 2010 up to model year 2013 except code SM7 (Left front multicontour seat) except code SM8 (Front passenger multicontour seat) Outer paneling, as of model year 2010Model 463.306/336 up to model year 2013 except code SM7 (Left front multicontour seat) except code SM8 (Front passenger multicontour seat) Outer coverModel 463.346 as of model year 2010 up to model year 2013 except code SM7 (Left front multicontour seat) except code SM8 (Front passenger multicontour seat)Outer paneling, /model refinement package 2012 i Installation: Please ensure that the tabs (arrows A) of the paneling (1) are correctly seated at the seat adjustment mechanism (6).	
15.1	Disconnect electrical connector of driver seat partially electric seat adjustment switch or front passenger seat partially electric seat adjustment switch	Model 212, 218 except code 275 (Memory package)	

15.2	Disconnect electrical connector of driver seat lumbar support adjustment switch (S109/2) or front passenger seat lumbar support adjustment switch (S109/3)	<p>Model 212, 218 with code 275 (Memory package) except code 409 (Left/right front multicontour seat) Outer coverModel 212 except code 275 (Memory package) except code 432 (Left and right dynamic multicontour seat) Outer coverModel 218 except code 275 (Memory package) except code 432 (Left and right dynamic multicontour seat) Outer coverModel 463.202/236/237 as of model year 2010 up to model year 2013 except code SM7 (Left front multicontour seat) except code SM8 (Front passenger multicontour seat) Outer paneling, as of model year 2010, /model refinement package 2012Model 463.222/270/271/303/340/341 as of model year 2010 up to model year 2013 except code SM7 (Left front multicontour seat) except code SM8 (Front passenger multicontour seat) Outer paneling, as of model year 2010Model 463.306/336 up to model year 2013 except code SM7 (Left front multicontour seat) except code SM8 (Front passenger multicontour seat) Outer coverModel 463.346 as of model year 2010 up to model year 2013 except code SM7 (Left front multicontour seat) except code SM8 (Front passenger multicontour seat)Outer paneling, /model refinement package 2012</p>	
16.1	Unclip driver seat partially electric seat adjustment switch or front passenger seat partially electric seat adjustment switch from the cover (1)	<p>Model 212, 218 except code 275 (Memory package) When replacing trim (1).</p>	
16.2	Unclip driver seat lumbar support adjustment switch (S109/2) or front passenger seat lumbar support adjustment switch (S109/3) from the paneling (1)	<p>Model 212, 218 with code 275 (Memory package) except code 409 (Left/right front multicontour seat) Outer coverModel 212 except code 275 (Memory package) except code 432 (Left and right dynamic multicontour seat) Outer coverModel 218 except code 275 (Memory package) except code 432 (Left and right dynamic multicontour seat) Outer coverModel 463.202/236/237 as of model year 2010 up to model year 2013 except code SM7 (Left front multicontour seat) except code SM8 (Front passenger multicontour seat) Outer paneling, as of model year 2010, /model refinement package 2012Model 463.222/270/271/303/340/341 as of model year 2010 up to model year 2013 except code SM7 (Left front multicontour seat) except code SM8 (Front passenger multicontour seat) Outer paneling, as of model year 2010Model 463.306/336 up to model year 2013 except code SM7 (Left front multicontour seat) except code SM8 (Front passenger multicontour seat) Outer coverModel 463.346 as of model year 2010 up to model year 2013 except code SM7 (Left front multicontour seat) except code SM8 (Front passenger multicontour seat)Outer paneling, /model refinement package 2012 When replacing trim (1).</p>	

17	Remove cover (1)		
18	Remove pelvis bag	When replacing trim (1). Model 212.0/2, 218 with code 291 (PELVIS AIRBAG (PELVISBAG))	AR91.60-P-0300ES
19	Install in the reverse order		

Nm Seat belts/emergency tensioning retractors

Number	Designation		Model 463 up to model year 2019	Model 463 as of model year 2019
BA91.40-P-1001-01C	Bolt on belt end fitting	Nm	35	35

Nm Seat belts/emergency tensioning retractors

Number	Designation		Model 212.0	Model 212.1
BA91.40-P-1005-01Q	Bolt, front belt end fitting	Nm	35	35

Nm Seat belts/emergency tensioning retractors

Number	Designation		Model 212.2	Model 218.3
BA91.40-P-1005-01Q	Bolt, front belt end fitting	Nm	35	35

Nm Seat belts/emergency tensioning retractors

Number	Designation		Model 218.9
BA91.40-P-1005-01Q	Bolt, front belt end fitting	Nm	35

Nm Airbag

Number	Designation		Model 212	Model 218
BA91.60-P-1014-01M	Screw/bolt, pelvis airbag to backrest frame	Nm	6	6