


Model 204, 205, 207, 212, 218

Modification notes

4.6.13	Entlüfterschraube an Bremssattel	TYP 204	BA42.10-P-1002-12J
4.6.13	Entlüfterschraube an Bremssattel	TYP 212	BA42.10-P-1002-12J
4.6.13	Entlüfterschraube an Bremssattel	TYP 207	BA42.10-P-1002-12J
4.6.13	Entlüfterschraube an Bremssattel	TYP 218	BA42.10-P-1002-12J




P42.10-2756-08

Illustration shows model 212

01 Filling and bleeding device
02 Vent hose

1 Cap
2 Brake fluid reservoir
























P25.20-2024-08

Shown on model 204

1 Cap
2 Brake fluid reservoir

3 Cover
4 Vent hose

 Danger!	Risk of death caused by vehicle slipping or toppling off of the lifting platform.	Align vehicle between vehicle lift columns and position the four support plates at the vehicle lift support points specified by the vehicle manufacturer.	AS00.00-Z-0010-01A
 Danger!	Risk of poisoning from swallowing brake fluid. Risk of injury from skin and eye contact with brake fluid	Only pour brake fluid into suitable and appropriately marked containers. Wear protective clothing and eye protection when handling brake fluid.	AS42.50-Z-0001-01A
 Danger!	Risk of injury . Skin or eye injuries may result when handling hot or glowing objects.	Wear protective gloves, protective clothing and safety glasses, if necessary.	AS00.00-Z-0002-01A
	Notes on repairs to brake system		AH42.00-P-0003-01A
	Notes on handling, transport and storage of ceramic brake disks		AH42.10-P-9406-13A
	Brake fluid notes		AH42.50-P-0001-01A
	Remove/install		
1 	Open engine hood	Model 204, 205, 207, 212, 218 Model 204.3, 207, 212	AR88.40-P-1000EW
	Clean		
2	Clean cap (1) and brake fluid reservoir (2)		
3	Unscrew cap (1)		
4	Suction off brake fluid from the brake fluid reservoir (2)		
5	Fill with new brake fluid up to the "MAX" mark in the brake fluid reservoir (2)		
6 	Connect filling and bleeding unit (01) onto brake fluid reservoir (2) and switch on 000 588 01 82 00 Filling unit	 Pay attention to manufacturer's operating instructions.	WS25.00-P-0016B
7	Raise vehicle		
8 	Remove front wheel-and-tire assemblies	Model 205, 212, 218 with code B07 (Ceramic brake system) MODEL 205 MODEL 212, 218	AR40.10-P-1101A AP40.10-P-4050EW
9.1 	Remove rear section of lower engine compartment paneling	MODEL 204, 207, 212, 218 with spark ignition engine and manual transmission MODEL 205 Model 204.0/2 with engine 156, 271, 272, 274, 276 Model 204.3 with engine 156, 271, 274, 276 Model 207 with engine 271, 272, 273, 274, 276, 278 Model 212 with engine 156, 157, 271, 272, 273, 274, 276, 278 Model 218 with engine 157, 276, 278 Model 205	AR61.20-P-1105EW AR61.20-P-1105LW
9.2 	Remove rear bottom part of soundproofing	MODEL 204, 207, 212, 218 with diesel engine and manual transmission MODEL 204.0/2 with ENGINE 642, 646, 651 MODEL 204.3 with engine 651 MODEL 207, 212, 218 with engine 642, 651	AR94.30-P-5300EW
10	Remove cover (3) from clutch housing	MODEL 204 with single-plate clutch	
11   	Allow brake fluid to flow out at bleed screws on brake calipers	New brake fluid must escape free of bubbles via the bleed hose (02): ↓ Carrying out bleeding operation Model 204 Model 205 Model 207, 212, 218  MODEL 204, 207, 212, 218, bleed screw at rear axle brake caliper Bleed screw to brake caliper  MODEL 205, bleed screw at rear axle brake caliper Bleed screw to brake caliper  MODEL 204, 207, 212, 218, bleed screw at front axle brake caliper Bleed screw at brake caliper  Model 205 (except 205.086/087/286/287/386/387/486/487) Bleed screw at brake caliper	AR42.10-P-0010-02CW AR42.10-P-0010-02LW AR42.10-P-0010-02EW *BA42.10-P-1002-12J *BA42.10-P-1002-12V *BA42.10-P-1003-10J *BA42.10-P-1003-10W
12	Allow brake fluid to flow out at bleed screws on central clutch release bearing	Vehicles with manual transmission	

		New brake fluid must escape free of bubbles via the bleed hose (4): ↓ Carrying out bleeding operation Model 204 Carrying out bleeding operation Model 205 Model 207, 212 [Nm] MODEL 204, 207, 212, bleed screw at central clutch release bearing Bleed screw to central clutch operator [Nm] MODEL 205, bleed screw at clutch slave cylinder Bleed screw at clutch slave cylinder [S] Socket wrench	AR42.10-P-0010-02CW AR42.10-P-0010-02LW AR42.10-P-0010-02EW *BA25.20-P-1001-01B *BA25.20-P-1001-01G *140589030900
	Check		
13	Check the clutch operator for proper operation and leaktightness	If complaint present ↓ Determine and rectify cause, subject to separate repair order.	
14	Check brake system for leaks	If complaint present ↓ Determine and rectify cause, subject to separate repair order.	
15	Install in the reverse order		
16	Correct fluid level in brake fluid reservoir (2)	Model 204, 207, 212, 218 Model 205	AP42.10-P-4210EW AP42.10-P-4210CAA

[Nm] Clutch operating system

Number	Designation		Transmission 711.6 in model 117, 156, 171, 172, 176, 203, 204, 207, 212, 242, 246	Transmission 716.6 in model 163, 170, 171, 202, 203, 204, 207, 208, 209, 210, 212, 230
BA25.20-P-1001-01B	Bleed screw to central clutch operator	Nm	9	9

[Nm] Clutch operating system

Number	Designation		Transmission 716.7
BA25.20-P-1001-01G	Bleed screw at clutch slave cylinder	Nm	6

[Nm] Rear axle brake caliper

Number	Designation		Model 204	Model 212
BA42.10-P-1002-12J	Bleed screw to brake caliper	Nm	18	18

[Nm] Rear axle brake caliper

Number	Designation		Model 207	Model 218
BA42.10-P-1002-12J	Bleed screw to brake caliper	Nm	18	18

[Nm] Rear axle brake caliper

Number	Designation		Model 205 (except 205.086/087/286/287 /386/387/486/487)	Model 205.086/087/286/28 7/386/387/486/487
BA42.10-P-1002-12V	Bleed screw to brake caliper	Nm	18	18

[Nm] Front axle brake caliper

Number	Designation		Model 204 (except 204.077/277/377/9)	Model 204.9
--------	-------------	--	---	-------------

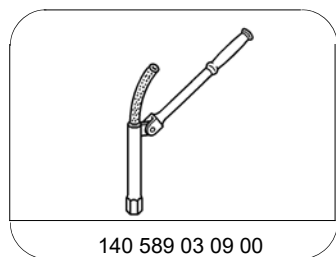
BA42.10-P-1003-10J	Bleed screw at brake caliper	Nm	18	18
--------------------	------------------------------	----	----	----

Nm Front axle brake caliper

Number	Designation		Model 207	Model 212 (except 212.061/074/075/076/077/092/274/275/276/277/292)
BA42.10-P-1003-10J	Bleed screw at brake caliper	Nm	18	18

Nm Front axle brake caliper

Number	Designation		Model 205 (except 205.086/087/286/287/386/387/486/487)
BA42.10-P-1003-10W	Bleed screw at brake caliper	Nm	18



Socket wrench