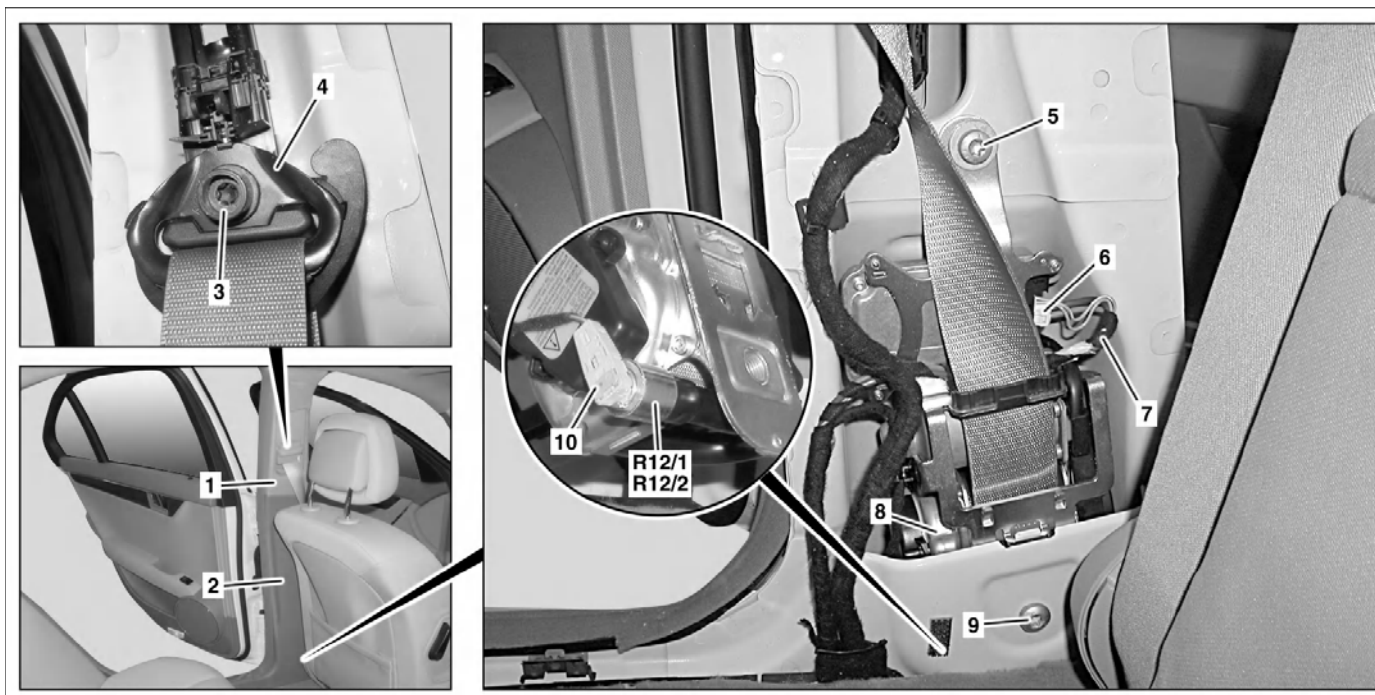


MODEL 204, 212, 218




P91.40-2736-09

Shown on model 204.0 with code (299) PRE-SAFE

- | | | | | | |
|---|-------------------------|---|--|-------|---------------------------------|
| 1 | Upper trim panel | 5 | Screw/bolt (Model 204 with code (299) PRE-SAFE, model 212, 218) | 9 | Screw |
| 2 | Lower trim panel | 6 | Electrical connector (model 204 with code (299) PRE-SAFE, model 212, 218) | 10 | Electrical connector |
| 3 | Screw | 7 | Electrical wiring harness (model 204 with code (299) PRE-SAFE, model 212, 218) | R12/1 | Driver ETR [GUS] squib |
| 4 | Seat belt guide bracket | 8 | Automatic belt retractor | R12/2 | Front passenger ETR [GUS] squib |














Model 204.0/2/3, 212, shown on model 204.0

- 11 Screw
- 12 Seat belt guide



P91.40-2749-04

⚠	Remove/install		
	Risk of injury caused by performing testing or repair work on airbag or emergency tensioning retractor units.	Store airbag units with deployment side facing up; do not expose to temperatures greater than 100 °C. When working on these units, disconnect the power supply.	AS91.00-Z-0001-01A
	Risk of injury. Injury may result when the tension in the spring in the automatic belt retractor is released.	Never disassemble automatic belt retractors.	AS91.00-Z-0002-01A
ⓘ	Notes on performing repair, body work and welding on vehicles with airbags and RTE units		AH91.00-P-0002-01M

	Information on preventing damage to electronic components due to electrostatic discharge		AH54.00-P-0001-01A
	Assessment of airbag and belt tensioner units in accident vehicles		AH91.00-P-0006-01B
	Legal requirements on handling and storing airbags and emergency tensioning retractor units		AH91.00-P-0004-01A
1.1	Remove belt end fitting at left or right front seat	MODEL 204.0/2/9, 212, 218  MODEL 204.0/2/9  MODEL 212, 218	*BA91.40-P-1003-01P *BA91.40-P-1005-01Q
1.2	Remove belt end fitting at left or right B-pillar	MODEL 204.3  Bolt at front belt end fitting	*BA91.40-P-1003-01P
2	Disconnect battery ground line	MODEL 204 MODEL 212, 218	AR54.10-P-0003CW AR54.10-P-0003EW
3	Remove upper paneling (1) and lower paneling (2) on B-pillar		
4	Remove bolt (3) at belt guide bracket (4)	 MODEL 204  MODEL 212, 218.3 MODEL 218.9	*BA91.40-P-1002-01P *BA91.40-P-1003-01Q
5.1	Remove bolt (11) and remove belt guide (12)	MODEL 204.0/2/3, 212  MODEL 204  MODEL 212	*BA91.40-P-1010-01P *BA91.40-P-1004-01Q
5.2	Route seat belt out of belt guide	MODEL 218	
6	Remove bolt (9) from automatic belt retractor (8)	 MODEL 204  MODEL 212, 218	*BA91.40-P-1001-01P *BA91.40-P-1001-01Q
7.1	Remove screw/bolt (5) from automatic belt retractor (8)	MODEL 204 with CODE 299 (PRE-SAFE® system) MODEL 212 without CODE Z04 (Light armoring) MODEL 218  MODEL 212 without CODE Z04 (Light armoring) MODEL 218.3 MODEL 218.9  MODEL 204	*BA91.40-P-1001-01Q *BA91.40-P-1001-01P
7.2	Remove screw/bolt (5) and remove protective plate	MODEL 212 with CODE Z04 (Light armoring)  Installation: Press protective plate upward when screwing in screw/bolt (5).  Bolt, front automatic belt retractor	*BA91.40-P-1001-01Q
8	Lead automatic belt retractor (8) out of B-pillar		
9	Disconnect electrical connector (10) from driver emergency tensioning retractor squib (R12/1) or front passenger emergency tensioning retractor squib (R12/2)		
10	Detach electrical connector (6) and expose electrical wiring harness (7)	MODEL 204 with CODE 299 (PRE-SAFE® system) MODEL 212, 218	
11	Remove seat belt with emergency tensioning retractor	 If the seat belt with emergency tensioning retractor is replaced, the defective one must be disposed of properly:	
12	Install in the reverse order		
13	Connect Star Diagnosis and perform initial startup of PRE-SAFE	MODEL 204 with CODE 299 (PRE-SAFE® system) MODEL 212, 218 After replacing the seat belt with emergency tensioning retractor.	AD00.00-P-2000-04A

Nm Seat belts/emergency tensioning retractors

Number	Designation		MODEL 204.0	MODEL 204.2
BA91.40-P-1001-01P	Screw/bolt at front automatic belt retractor	Nm	32	32

Nm Seat belts/emergency tensioning retractors

Number	Designation		MODEL 204.3	MODEL 204.9
BA91.40-P-1001-01P	Screw/bolt at front automatic belt retractor	Nm	35	32

Nm Seat belts/emergency tensioning retractors

Number	Designation		MODEL 212.0	MODEL 212.1
BA91.40-P-1001-01Q	Bolt, front automatic belt retractor	Nm	35	35

Nm Seat belts/emergency tensioning retractors

Number	Designation		MODEL 212.2	MODEL 218.3
BA91.40-P-1001-01Q	Bolt, front automatic belt retractor	Nm	35	35

Nm Seat belts/emergency tensioning retractors

Number	Designation		MODEL 218.9
BA91.40-P-1001-01Q	Bolt, front automatic belt retractor	Nm	35

Nm Seat belts/emergency tensioning retractors

Number	Designation		MODEL 204.0	MODEL 204.2
BA91.40-P-1002-01P	Screw on front upper belt guide fitting	Nm	32	32

Nm Seat belts/emergency tensioning retractors

Number	Designation		MODEL 204.3	MODEL 204.9
BA91.40-P-1002-01P	Screw on front upper belt guide fitting	Nm	35	32

Nm Seat belts/emergency tensioning retractors

Number	Designation		MODEL 204.0	MODEL 204.2
BA91.40-P-1003-01P	Bolt at front belt end fitting	Nm	32	32

Nm Seat belts/emergency tensioning retractors

Number	Designation		MODEL 204.3	MODEL 204.9
BA91.40-P-1003-01P	Bolt at front belt end fitting	Nm	35	32

Nm Seat belts/emergency tensioning retractors

Number	Designation		MODEL 212.0	MODEL 212.1
BA91.40-P-1003-01Q	Bolt, front seat belt guide bracket to belt height adjuster	Nm	35	35

Nm Seat belts/emergency tensioning retractors

Number	Designation		MODEL 212.2	MODEL 218.3
BA91.40-P-1003-01Q	Bolt, front seat belt guide bracket to belt height adjuster	Nm	35	35

Nm Seat belts/emergency tensioning retractors

Number	Designation		MODEL 218.9
BA91.40-P-1003-01Q	Bolt, front seat belt guide bracket to belt height adjuster	Nm	35

Nm Seat belts/emergency tensioning retractors

Number	Designation		MODEL 212.0	MODEL 212.1
BA91.40-P-1004-01Q	Bolt, belt guide to B-pillar	Nm	35	35

Nm Seat belts/emergency tensioning retractors

Number	Designation		MODEL 212.2
BA91.40-P-1004-01Q	Bolt, belt guide to B-pillar	Nm	35

Nm Seat belts/emergency tensioning retractors

Number	Designation		MODEL 212.0	MODEL 212.1
BA91.40-P-1005-01Q	Bolt, front belt end fitting	Nm	35	35

Nm Seat belts/emergency tensioning retractors

Number	Designation		MODEL 212.2	MODEL 218.3
BA91.40-P-1005-01Q	Bolt, front belt end fitting	Nm	35	35

Nm Seat belts/emergency tensioning retractors

Number	Designation		MODEL 218.9
BA91.40-P-1005-01Q	Bolt, front belt end fitting	Nm	35

Nm Seat belts/emergency tensioning retractors

Number	Designation		MODEL 204.0	MODEL 204.2
BA91.40-P-1010-01P	Bolt on B-pillar belt guide	Nm	32	32

Nm Seat belts/emergency tensioning retractors

Number	Designation		MODEL 204.3	MODEL 204.9
BA91.40-P-1010-01P	Bolt on B-pillar belt guide	Nm	35	–