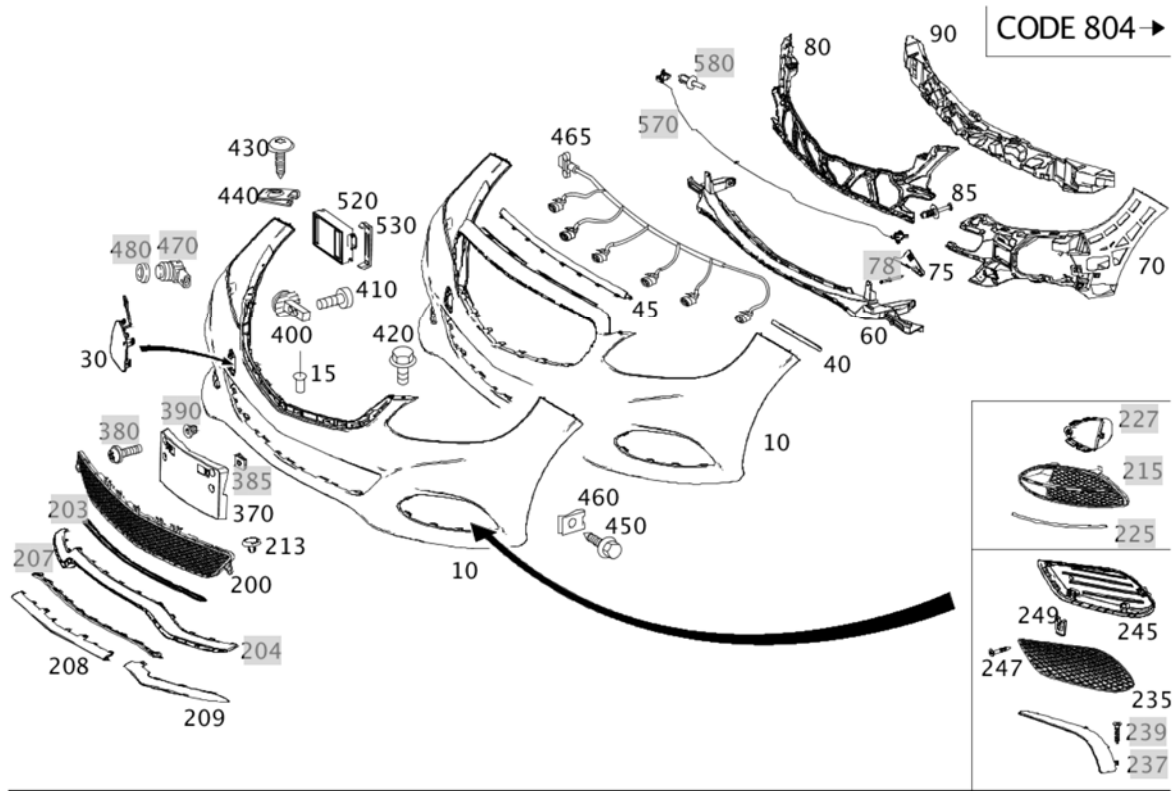


## - Parts list -
















<b>Mode</b>	BM mode	<b>Market</b>	
<b>VIN/mod. des.</b>	WDD2120881B257597	<b>BM overview</b>	E 350 4MATIC
<b>VIN</b>	WDDHF8JB0GB257597	<b>Catalog</b>	D04
<b>Assortment class</b>	PC	<b>Group</b>	88 ATTACHMENT PARTS
		<b>Sub-group</b>	030 FRONT BUMPER



























Copyright 2019-10-27 Daimler AG

Image ID: drawing\_B88030000323

Item	Part number	Designation/additional information	Qty
------	-------------	------------------------------------	-----

Item	Part number	Designation/additional information	Qty
10	A 212 885 26 38 9999	<b>TRIM, BUMPER</b> FRONT BUMPER  Code: 772+-(800/801/802/803/M157);  [420] TO BE PAINTED PRIOR TO INSTALLATION	1
15	A 003 990 94 97	<b>BLIND RIVET</b> PANELING AT BASIC CARRIER  Code: (772/773)+-(800/801/802/803);	14
15	A 003 990 94 97	<b>BLIND RIVET</b> PANEL TO COVER AT TOP  Code: (954/(953/955)+P96)+4U4+-(800/801/802/803);  Plant information	12
30	A 212 885 24 22 9999	<b>COVER, TOWING EYE</b> TOWING EYE  Code: 772+-(800/801/802/803/M157);  [420] TO BE PAINTED PRIOR TO INSTALLATION	1
40	A 212 881 01 06	<b>RAIL</b> LEFT  Code: -(800/801/802/803);	1
40	A 212 881 02 06	<b>RAIL</b> RIGHT  Code: -(800/801/802/803);	1
45	A 212 887 02 98	<b>ENGINE HOOD SEAL</b> FOR ENGINE HOOD  Code: 772+-(800/801/802/803);	1
60	A 212 885 49 65	<b>BASIC CARRIER FOR BUMPER</b> BOTTOM, CENTER  Code: 772+-(800/801/802/803/M157);	1
70	A 212 885 47 65	<b>BASIC CARRIER FOR BUMPER</b> LEFT BOTTOM  Code: 772+-(800/801/802/803/M157);	1
70	A 212 885 48 65	<b>BASIC CARRIER FOR BUMPER</b> RIGHT BOTTOM  Code: 772+-(800/801/802/803/M157);	1
75	A 212 885 09 24	<b>COVER, BUMPER AREA</b> GRILLE CENTER, LEFT  Code: 772+-(M157/800/801/802/803);	1
75	A 212 885 10 24	<b>COVER, BUMPER AREA</b> GRILLE CENTER, RIGHT  Code: 772+-(M157/800/801/802/803);	1

Item	Part number	Designation/additional information	Qty
80	A 212 885 50 65	<b>BASIC CARRIER FOR BUMPER</b> CENTRAL  Code: 772+-(800/801/802/803/M157);	1
85	A 000 990 54 92 9051	<b>RIVET</b> BOTTOM BASIC CARRIER; 6 MM  Code: -(800/801/802/803);	2
90	A 212 880 06 35	<b>IMPACT ABSORBER</b> CENTRAL  Code: 772+(460/494)+-(800/801/802/803/M157);	1
200	A 212 885 01 24	<b>COVER, BUMPER AREA</b> BOTTOM, CENTER  Code: 772+-(800/801/802/803/M157);	1
208	A 212 885 26 74	<b>TRIM</b> UNDER CENTER AIR INLET GRILL  Code: 772+-(M157+M55/800/801/802/803/P55);	1
209	A 212 885 27 74	<b>TRIM</b> UNDER LEFT AIR INLET GRILL  Code: 772+-(M157+M55/800/801/802/803);	1
209	A 212 885 28 74	<b>TRIM</b> UNDER RIGHT AIR INLET GRILL  Code: 772+-(M157+M55/800/801/802/803/P55);	1
213	A 000 991 49 40	<b>EXPANSION RIVET</b> FASTENING, COVER AT BOTTOM CENTER  Code: (772/773)+-(800/801/802/803);	4
235	A 212 885 02 24	<b>COVER, BUMPER AREA</b> BOTTOM LEFT  Code: 772+-(800/801/802/803/M157);	1
235	A 212 885 06 23	<b>COVER, BUMPER AREA</b> BOTTOM, RIGHT  Code: 772+-(800/801/802/803/M157);	1
245	A 212 885 27 23	<b>COVER, BUMPER AREA</b> SIGHTPROOFING, BOTTOM LEFT  Code: 772+-(800/801/802/803/M157);	1
245	A 212 885 28 23	<b>COVER, BUMPER AREA</b> SIGHTPROOFING, BOTTOM RIGHT  Code: 772+-(800/801/802/803/M157);	1
247	N 000000 000479	<b>TAPPING SCREW</b> COVER AT BOTTOM LEFT AND RIGHT TO BUMPER; 3.5X22  Code: 772+-(800/801/802/803);	10

Item	Part number	Designation/additional information	Qty
249	A 003 994 79 45	<b>SPRING NUT</b> COVER AT BOTTOM LEFT AND RIGHT TO BUMPER  Code: 772+-(800/801/802/803);	10
370	A 212 885 16 81	<b>LICENSE PLATE HOLDER</b>  Code: 772+264+-(M157/800/801/802/803);	1
400	A 218 880 04 30 	<b>BUMPER LATERAL SUPPORT</b> TO BRACKET, LAMP UNIT  Plant information	2
410	N 000000 001145 	* <b>HEXALOBULAR BOLT</b> BUMPER TO CARRIER AT OUTSIDE; M6X12  Plant information	2
420	A 002 990 76 00	<b>COMBI-HEXAGON HEAD BOLT</b> BUMPER TO FRONT MODULE; M6X24	2
430	N 000000 000825	<b>TAPPING SCREW</b> BUMPER ON FENDER; 6.3X16	4
440	A 003 994 93 45	<b>SPRING NUT</b> BUMPER ON FENDER; 6.3 MM	4
450	N 000000 001454	<b>TAPPING SCREW</b> BUMPER TO BRACKETENGINE COMPARTMENT PANELING; 4.8X19	2
460	A 000 994 06 45	<b>CLIP NUT</b> BUMPER TO BRACKETENGINE COMPARTMENT PANELING	2
465	A 212 440 35 58	<b>ELECTRICAL WIRING HARNESS</b>  Code: (772/773)+258+-(800/801/802/803);	1
520	A 000 905 28 04	<b>RADAR SENSOR</b> RADAR SENSOR FOR DISTRONIC 6-PIN  Code: (805/806/807)+258;  [672] PART MUST BE CHECKED FOR CURRENT FLASHWARE AFTER INSTALLATION  Fault location 54W10	1
530	A 212 885 03 14	<b>BRACKET</b> RADAR SENSOR AT RIGHT  Code: 258+-(800/801/802/803);	1