






Shown on model 204.0, wiper system in reversing position




- 1 Driver-side wiper arm
2 Passenger-side wiper arm

- A Distance of driver-side wiper blade to inside of drip rail
B Distance between passenger-side wiper arm to inside of drip rail



P82.30-2627-11

	Check		
<p> Danger!</p>	<p>Risk of injury caused by moving parts that can pinch, crush or, in extreme cases even sever extremities.</p>	<p>Always remove ignition key when working on windshield wiper mechanism.</p>	<p>AS82.30-Z-0001-01A</p>
		<p> When working on raised driver-side wiper arm (1) or front passenger side wiper arm (2) it has to be observed that they do not fall onto the windshield to prevent it from being damaged.</p>	
1	<p>Switch on ignition (circuit 15 or circuit 15R) and turn wiper switch to position "Two". Once the wiper system has left its parked position, switch off the ignition and remove transmitter key or KEYLESS-GO start/stop button from electronic ignition lock control unit</p>	<p> KEYLESS-GO start/stop button only with code (889) Keyless-Go.</p>	
2	<p>Manually position wiper system into reverse position</p>	<p> Distance of driver-side wiper blade to inside of drip rail (A) approx. 60 mm, distance of passenger-side wiper blade to inside of drip rail (B) approx. 330 mm.</p> <p>For left-hand drive vehicles, measured from the upper wiper blade end of the driver-side wiper blade (1) and the passenger-side wiper blade (2) to the inside of the left drip rail.</p> <p>For right-hand drive vehicles, measured from the upper wiper blade end of the driver-side wiper blade (1) and the passenger-side wiper blade (2) to the inside of the right drip rail.</p>	
3	<p>Remove wiper blades</p>		
4	<p>Clean wiper blade fixtures on driver-side wiper arm (1) and passenger-side wiper arm (2) using a clean cloth</p>		
5	<p>Check angle of incidence of driver-side wiper arm (1) and passenger-side wiper arm (2) to windshield</p>	<p> When changing from reverse position to parked position it has to be observed that the driver-side wiper arm (1) and the front passenger-side wiper arm (2) do not have any direct contact to the windshield to prevent it from being scratched.</p> <p> Cover driver-side wiper arm (1) and passenger-side wiper arm (2) with appropriate means (scratch protection).</p> <p> Adjustment tool set</p>	<p>AR82.30-P-6000-01CW</p> <p>*211589022100</p>
6	<p>Compare test values with adjustment values and select correct adjustment measure</p>	<p>Angle of incidence of wiper arm on driver-side (1) in reverse position</p> <p>Angle of incidence of wiper arm on passenger-side (2) in reverse position</p> <p>Angle of incidence of wiper arm on driver-</p>	<p>*BE82.30-P-1001-01M</p> <p>*BE82.30-P-1002-01M</p> <p>*BE82.30-P-1003-01M</p>

		Angle of incidence of wiper arm on front-passenger side (2) in parked position	*BE82.30-P-1004-01M AH82.30-P-0001-01A
i	Notes on wiper arm adjustment		
7	Adjust angle of incidence of driver-side wiper arm (1) or front passenger side wiper arm (2) in parked position	In the event that the test values deviate from the tolerance range in reverse position or in parked position and reverse position: i Distort driver-side wiper arm (1) or front passenger side wiper arm (2) by at least the value of the tolerance deviation in reverse position. Angle of incidence of wiper arm on driver-side (1) in parked position Angle of incidence of wiper arm on front-passenger side (2) in parked position  Adjustment tool set	AR82.30-P-6100-01CW *BE82.30-P-1003-01M *BE82.30-P-1004-01M *211589022100
8	Adjusting wiper system	In the event that the test values of the driver-side wiper arm (1) and front passenger side wiper arm (2) deviate from the tolerance range in parked position. Angle of incidence of wiper arm on driver-side (1) in parked position Angle of incidence of wiper arm on passenger-side (1) in parked position Nm  Pulling hook  Adjustment tool set	AR82.30-P-6400-01CW *BE82.30-P-1003-01M *BE82.30-P-1004-01M *BA82.30-P-1004-01M *140589023300 *211589022100
9	Install wiper blades		

Wiper arm test and adjustment values

Number	Designation		Model 204	Model 207
BE82.30-P-1001-01M	Angle of incidence of wiper arm on driver-side in reversing position	Left-hand drive vehicle \sphericalangle°	-1.7 to -5.7	-1.7 to -5.7
		Right-hand drive vehicle \sphericalangle°	+1.7 to +5.7	+1.7 to +5.7
BE82.30-P-1002-01M	Angle of incidence of wiper arm on front passenger side in reversing position	Left-hand drive vehicle \sphericalangle°	-1.2 to -5.2	-1.2 to -5.2
		Right-hand drive vehicle \sphericalangle°	+1.2 to +5.2	+1.2 to +5.2
BE82.30-P-1003-01M	Angle of incidence of wiper arm on driver-side in parked position	Left-hand drive vehicle \sphericalangle°	+3.0 to +7.0	+3.0 to +7.0
		Right-hand drive vehicle \sphericalangle°	-3.0 to -7.0	-3.0 to -7.0
BE82.30-P-1004-01M	Angle of incidence of wiper arm on front passenger side in parked position	Left-hand drive vehicle \sphericalangle°	+3.0 to +7.0	+3.0 to +7.0
		Right-hand drive vehicle \sphericalangle°	-3.0 to -7.0	-3.0 to -7.0

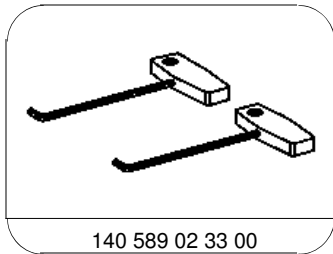
Wiper arm test and adjustment values

Number	Designation		Model 212	Model 218
BE82.30-P-1001-01M	Angle of incidence of wiper arm on driver-side in reversing position	Left-hand drive vehicle \sphericalangle°	-1.7 to -5.7	-1.7 to -5.7

		Right-hand drive vehicle	∠°	+1.7 to +5.7	+1.7 to +5.7
BE82.30-P-1002-01M	Angle of incidence of wiper arm on front passenger side in reversing position	Left-hand drive vehicle	∠°	-1.2 to -5.2	-1.2 to -5.2
		Right-hand drive vehicle	∠°	+1.2 to +5.2	+1.2 to +5.2
BE82.30-P-1003-01M	Angle of incidence of wiper arm on driver-side in parked position	Left-hand drive vehicle	∠°	+3.0 to +7.0	+3.0 to +7.0
		Right-hand drive vehicle	∠°	-3.0 to -7.0	-3.0 to -7.0
BE82.30-P-1004-01M	Angle of incidence of wiper arm on front passenger side in parked position	Left-hand drive vehicle	∠°	+3.0 to +7.0	+3.0 to +7.0
		Right-hand drive vehicle	∠°	-3.0 to -7.0	-3.0 to -7.0

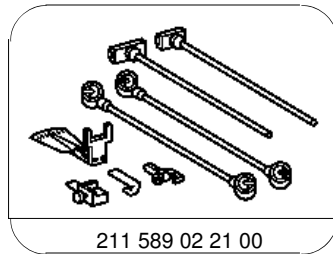
Nm Windshield wiper

Number	Designation		Model	Model	Model	Model
			204	207	212	218
BA82.30-P-1004-01M	Bolt, wiper system bracket to partition wall	Nm	11	11	11	11



140 589 02 33 00

Pulling hook



211 589 02 21 00

Adjustment tool set