


Model 204.08/09/28/29/38/90/93/98/99  
 Model 207, 212, 218  
 with code M005 (Vehicles with 4MATIC/all-wheel drive)  
 Model 216, 221 with transmission 722.96

Shown on model 221.08

- 01 Internal extractor  
 02 Slide hammer puller  
 03 Pulling device  
 1 Front axle transmission  
 2 Radial shaft sealing ring




P33.30-2121-11

☒ ☒	Remove/install		
1	Remove right front axle shaft	Model 204.08/09/28/29/38/90/93/98/99 Model 207, 212, 218 with code M005 (Vehicles with 4MATIC/all-wheel drive) Model 216, 221 with transmission 722.96 with code M005 (Vehicles with 4MATIC/all-wheel drive)	AR33.30-P-0620CWX  AR33.30-P-0620SYZ
2	Pull radial shaft sealing ring (2) using internal extractor (01), extraction tool (03) and impact extractor (02) out of front axle transmission (1)	<p><b>i Installation:</b> Knock radial shaft sealing ring using ☑ drift into front axle transmission.</p> <p>☑ Internal extractor            ☑ Drift            ☑ Extraction tool            ☑ Impact extractor</p>	<p>*203589033300            *221589041500            *221589043300            *602589003300</p>
3 ☑ BB	Drain oil out of front axle transmission (1) Universal hypoid gear oils (specification 235.7)	<p><b>i Installation:</b> Fill front axle transmission (1) with oil. The front axle transmission does not have an oil filler hole and must be filled via the front axle shaft opening.</p> <p>☑ MODEL 204, 207, 212, 218Hypoid gear oil            ☑ Model 216, 221Hypoid gear oil            ☑ Nm Front axle transmission drain screw</p>	<p>BB00.40-P-0235-07A             *BF33.30-P-1001-03F            *BF33.30-P-1001-03C            *BA33.30-P-1008-03G</p>
4	Install in the reverse order		
⚠ Warning	<b>Risk of accident</b> from vehicle starting off by itself when engine running. <b>Risk of injury</b> (bruises and burns) resulting from working on the engine while it is being started or when it is running.	Secure vehicle to prevent it from starting off by itself. Wear closed and snug-fitting work clothes. Do not touch hot or rotating parts.	AS00.00-Z-0005-01A
5	Perform engine test run and check front axle transmission (1) for leaks and that it is functioning correctly		


Nm Front axle gear

Number	Designation	Model 204	Model 207
--------	-------------	-----------	-----------


BA33.30-P-1008-03G	Front axle transmission drain screw	Nm	20	20
--------------------	-------------------------------------	----	----	----

 Front axle gear


Number	Designation		Model 212	Model 216
BA33.30-P-1008-03G	Front axle transmission drain screw	Nm	20	20

 Front axle gear


Number	Designation		Model 218	Model 221
BA33.30-P-1008-03G	Front axle transmission drain screw	Nm	20	20

 Front axle transmission

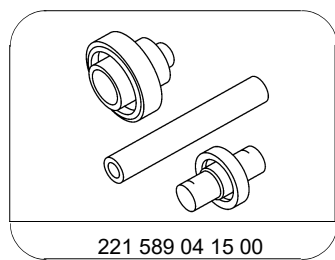
Number	Designation		MODEL 216 with 4MATIC	MODEL 221 with 4MATIC
BF33.30-P-1001-03C	Hypoid gear oil	Filling capacity	0,6	0,6
		Sheet	<a href="#">BB00.40-P-0235-07A</a>	<a href="#">BB00.40-P-0235-07A</a>

 Front axle gear

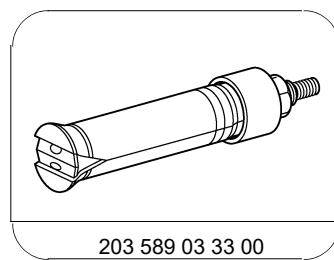
Number	Designation		Model 204	Model 207
BF33.30-P-1001-03F	Hypoid gear oil	Filling capacity	0,55	0,55
		Universal hypoid gear oil	<a href="#">BB00.40-P-0235-07A</a>	<a href="#">BB00.40-P-0235-07A</a>
		Overview of axle gear oils	<a href="#">BB00.40-P-0231-01A</a>	<a href="#">BB00.40-P-0231-01A</a>
		Axle gear oils	-	<a href="#">BB00.40-P-0239-72A</a>

 Front axle gear

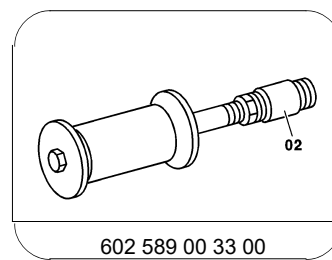
Number	Designation		Model 212	Model 218
BF33.30-P-1001-03F	Hypoid gear oil	Filling capacity	0,55	0,55
		Universal hypoid gear oil	<a href="#">BB00.40-P-0235-07A</a>	<a href="#">BB00.40-P-0235-07A</a>
		Overview of axle gear oils	<a href="#">BB00.40-P-0231-01A</a>	<a href="#">BB00.40-P-0231-01A</a>
		Axle gear oils	<a href="#">BB00.40-P-0239-72A</a>	<a href="#">BB00.40-P-0239-72A</a>



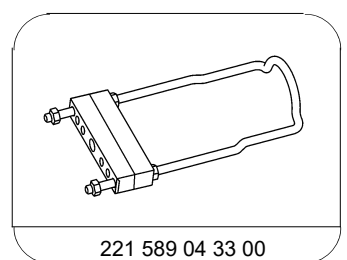
Drift



Internal extractor



Impact extractor



Extraction tool